

DEMCO

2024 APPLICATION EQUIPMENT



www.demco-products.com



1.800.543.3626



14 & 25 Gallon..... 3
40, 60, 80 Gallon..... 4-5
110 & 150 Gallon..... 6
150 & 200 Gallon..... 7
RM 150, 200, & 300 Gallon 8
Booms - 80", 12', 18' 9
Truss-T Booms - 21',30', 45' 9

300 Gallon..... 10-11
500 Gallon..... 12-13
600 Gallon..... 14-15
850 & 1050 - 45', 60', 66' 16-17
1050 & 1250 - 80', 90' 18-19
SideQuest® 1200 - 80', 90'24-25

RM Series 600..... 20
RMLE 300, 400, & 500 21
Tractor Mount Quick Fit List.....26-29
SideQuest® 1000 Gallon.....30-31
SideQuest® 1000 & 1200 Gallon.....32-33
8RX Track Mounts 1000..... 34
New Holland T8..... 34
Case Magnum Rowtrac..... 34
SideQuest® Track Mounts 1000 35
Fendt 900/1000 Vario 35
4WD Tractor Mounts 1200 36
4WD Articulating 600 36
Quick Tach InLine 37

Truss Booms - 30', 45' 22
Hydraulic X-Fold Booms - 45', 60' 23

Lil' Thumper Piston Pumps 38

Tanks & Saddles 39-40
Tank Accessories..... 41
Sprayer Controls.....42-43
Pumps 44-45
Parts..... 46-50
Spray Nozzle Accessories 51-54

Over the years we’ve been printing catalogs to help customers like you purchase quality products. Every item in this catalog reflects our commitment to quality, durability, efficiency and value.

Our 2024 Application Equipment catalog is specifically designed to help you configure, price items, and to avoid much of the confusion related to choosing features available on specific implement models. You’ll find an ordering procedure (black header bar) at the top of each chart to help you gather all the features you need to make a successful and hassle free order.

If you have any questions on availability or compatibility to your application, call us at

DEMCO 1-800-543-3626

We’ll be glad to answer any questions. We’re committed to your full satisfaction. It’s just part of ...
“Doing our best to provide you the best”.



© 2024 Dethmers Mfg Co.

Demco Mfg. has attempted to show each product in this catalog in an accurate manner. Because we are continually updating product and/or production enhancements, it may sometimes change the appearance of an item before new photos can be taken.

Demco Mfg. is not responsible for typographical errors.

Banjo is a registered trademark of Banjo Corporation. Roundup is a registered trademark of Monsanto. TeeJet, FloodJet, Al TeeJet and BoomJet are registered trademarks of Spraying Systems Co. Viton and Rynite are registered trademarks of E. I. du Pont de Nemours and Company or its affiliates. du Pont is a trademark of E. I. du Pont de Nemours and Company or its affiliates. Raven is a registered trademark of Raven Industries Inc. Hypro is a registered trademark of Hypro. LLC. Cleanload is a trademark of Hypro. LLC. AGCO, Massey Ferguson and Challenger are registered trademarks of AGCO Corporation. Cat is a registered trademark of Caterpillar Inc. John Deere is a registered trademark of Deere & Company. IVT is a trademark of Deere & Company. ILS is a trademark of Deere & Company. Case IH, New Holland and Maxum are registered trademarks of CNH Amerrica LLC. Magnum & SuperSteer are a trademark of CNH Amerrica LLC. SAFI is a registered trademark of SAFI SAS. UltraFlyte™ is a trademark of Cadorath Uniflyte, Extender are the trademark of Stewart Steel, Inc., Bull-Pull is a trademark of Terog Manufacturing



LAWN & GARDEN PRO SERIES

14 GALLON
25 GALLON

FEATURES OF 14 GALLON

- 5" fill well - 1/2" outlet
- Two formed steel channels bolt directly to the bottom of the tank - the rear bracket is used for the boom installation
- 15" spray gun with adjustable nozzle
- 15' lead hose (380RB)

TWO BOOMS AVAILABLE:

- 80" spray boom with 2 nozzles
- 12' spray boom with 4 nozzles has spring loaded boom breakaway

FEATURES OF 25 GALLON

- 5" fillwell - 1/2" outlet with agitation
- Heavy duty tube steel welded frame fits most ATV's. Tie down straps make mounting easy
- 18" handgun with adjustable nozzle
- 15' lead hose
- Plumbing includes pressure gauge & regulator

FOUR BOOMS AVAILABLE:

- 12' and 18' booms feature 1.5 floodjet tips and spring loaded boom wing breakaway. 10 GPA at 4 MPH output
- 21' or 30' Truss-T booms feature vertical and horizontal boom breakaway with 20" nozzle spacing



NOTE: Do not exceed manufacturer's load limit
All sprayers are partially preassembled

HOW TO ORDER: 1. Choose desired Sprayer/Pump Model 2. Choose appropriate Accessories

MODEL AND PUMP

14 Gallon skid mount, no boom, 1.8 GPM electric pump	SM14	38 lbs.	\$619.00
14 Gallon skid mount, no boom, 3 GPM electric pump, pressure gauge & regulating valve	SM314	43 lbs.	\$779.00
25 Gallon rear ATV mount, 5 GPM electric pump, pressure gauge & regulating valve	9464047	74 lbs.	\$1,138.00

BOOMS

Universal Mounting Brackets for ATV cargo rack for 14 gallon	HYMB	2 lbs.	\$72.00
80" Two Nozzle Boom Assembly (40" spacing) for 14 gallon	80B10	15 lbs.	\$179.00
144" Four Nozzle Boom Assembly (40" spacing) for 14 gallon	144B14	33 lbs.	\$404.00
12' Boom (1 section)(4 nozzles)(40" spacing) for 25 gallon	DB12	27 lbs.	\$328.00
18' Boom (1 section)(6 nozzles)(40" spacing) for 25 gallon	DB18	38 lbs.	\$462.00
2 nozzle boomless kit - includes 2 FC-XT010 tips, sprays approximately 30' for 25 gallon	9428147	8 lbs.	\$326.00
21' Truss-T boom (1 section)(13 nozzles) See Components Section for tips, for 25 gallon	9488155	85 lbs.	\$8,780.00
30' Truss-T boom (1 section)(19 nozzles) See Components Section for tips, for 25 gallon	9488152	115 lbs.	\$1,678.00

ACCESSORIES

14 Gal. Front Tank, Frame, Mounting Brackets and Plumbing for 2 Tanks on 1 ATV	EX14KT	30 lbs.	\$306.00
25 Gal. Front Tank w/ Agitation, Frame, Mounting Bracket & Plumbing for 2 Tanks on 1 ATV	9464048	40 lbs.	\$376.00

40 GALLON
60 GALLON
80 GALLON

9464077
80B25

COMMON FEATURES

- Tank with a sloped bottom sump for total drainage, 5" fillwell
- Gallon and liter markings on the tank
- Agitation is standard in all tanks
- Special molded-in baffling in bottom of tank for enhanced agitation
- 15 x 6 flotation turf tires on 40 gallon trailer models
- 18 x 9.50 flotation tires on 60 and 80 gallon trailer models
- Handgun with 15' spray hose (380RB)
- Rear mount fits category "1" three-point

9464105
DB12

Sump and
agitation of the
tanks

9464084
DB12

9464068

9464090
9488148
9428114

9464111
DB18

9464116
DB12
with optional hose reel
(9428114)



6351 Control console Electric pump and boom control

HOWTO ORDER: 1. Choose Model 2. Choose Boom 3. Choose Accessories

40 MODEL AND PUMP

40 gallon skid mount with electric 5 GPM pump. Skid base is 34" wide x 26 1/2" deep	9464109	112 lbs.	\$1,451.00
40 gallon skid mount with electric 5 GPM pump. Skid base is 34" wide x 26 1/2" deep w/ control console	9464115	112 lbs.	\$1,451.00
40 gallon trailer with electric 5 GPM pump	9464077	154 lbs.	\$1,674.00
40 gallon rear mount with electric 5 GPM pump	9464084	139 lbs.	\$1,499.00

60 MODEL AND PUMP

60 Gallon Skid with electric 5 GPM pump. Skid base is 34" wide x 26 1/2" deep	9464110	122 lbs.	\$1,558.00
60 Gallon Skid with electric 5 GPM pump. Skid base is 34" wide x 26 1/2" deep with control console	9464116	165 lbs.	\$1,558.00
60 Gallon Skid with elec. 5 GPM pump. Skid base is 34" wide x 26 1/2" deep with control console - yellow	9464119	165 lbs.	\$1,558.00
60 Gallon Skid with electric 5 GPM pump. Skid base is 34" wide x 26 1/2" deep - yellow	9464113	122 lbs.	\$1,558.00

60 Gallon Skid with 3.5 HP B&S engine and C4101GE pump Skid base is 26 1/2" wide x 34" deep	9464066	165 lbs.	\$2,280.00
60 Gallon Skid with 4 HP Honda® and "Silver Cast" pump (XL4101) Skid base is 26 1/2" wide x 34" deep	9464068	165 lbs.	\$3,106.00

60 Gallon Skid with Ace centrifugal pump and 3 HP Honda® engine (1-section)	9464101	165 lbs.	\$3,022.00
60 Gallon Skid with Ace centrifugal pump and 3 HP Honda® engine (3-section)	9464096	165 lbs.	\$3,302.00
60 Gallon Trailer with electric 5 GPM pump	9464078	186 lbs.	\$1,958.00
60 Gallon Trailer with 3.5 HP B&S engine and C4101GE pump	9464080	229 lbs.	\$2,702.00
60 Gallon Trailer with 4 HP Honda® and "Silver Cast" pump (XL4101)	9464082	229 lbs.	\$3,526.00
60 Gallon Trailer with Ace centrifugal pump and 3 HP Honda® engine (1-section)	9464105	165 lbs.	\$3,451.00
60 Gallon Trailer with Ace centrifugal pump and 3 HP Honda® engine (3-section)	9464103	165 lbs.	\$3,724.00
60 Gallon Rear Mount with electric 5 GPM pump	9464085	149 lbs.	\$1,595.00
60 Gallon Rear Mount with PTO 6 roller pump for 80', 12', or 18' boom (1-section)	9464087	168 lbs.	\$1,833.00
60 Gallon Rear Mount with PTO 6 roller pump for 21', 28', or 30' boom (3-section)	9464089	183 lbs.	\$2,108.00

80 MODEL AND PUMP

80 Gallon Skid with electric 5 GPM pump. Skid base is 34" wide x 26 1/2" deep	9464111	138 lbs.	\$1,712.00
80 Gallon Skid with electric 5 GPM pump. Skid base is 34" wide x 26 1/2" deep with control console	9464117	181 lbs.	\$1,712.00
80 Gallon Skid with 3.5 HP B&S engine and C4101GE pump. Skid base is 26 1/2" wide x 34" deep	9464067	181 lbs.	\$2,480.00
80 Gallon Skid with 4 HP Honda® and "Silver Cast" pump (XL4101). Skid base is 26 1/2" wide x 34" deep	9464069	181 lbs.	\$3,317.00
80 Gallon Skid with Ace centrifugal pump and 3 HP Honda® engine (1-section)	9464102	181 lbs.	\$3,113.00
80 Gallon Skid with Ace centrifugal pump and 3 HP Honda® engine (3-section)	9464097	181 lbs.	\$3,389.00
80 Gallon Trailer with electric 5 GPM pump	9464079	202 lbs.	\$2,143.00
80 Gallon Trailer with 3.5 HP B&S engine and C4101GE pump	9464081	245 lbs.	\$2,928.00
80 Gallon Trailer with 4 HP Honda® and "Silver Cast" pump (XL4101)	9464083	245 lbs.	\$3,770.00
80 Gallon Trailer with Ace centrifugal pump and 3 HP Honda® engine (1-section)	9464104	181 lbs.	\$3,644.00
80 Gallon Trailer with Ace centrifugal pump and 3 HP Honda® engine (3-section)	9464106	181 lbs.	\$3,921.00
80 Gallon Rear Mount with electric 5 GPM pump	9464086	165 lbs.	\$1,783.00
80 Gallon Rear Mount with PTO 6 roller pump for 80', 12', or 18' boom (1-section)	9464088	184 lbs.	\$2,028.00
80 Gallon Rear Mount with PTO 6 roller pump for 21', 28', or 30' boom (3-section)	9464090	199 lbs.	\$2,341.00

BOOM WITH PLUMBING - 40, 60, 80

80" boom - 2 nozzles, 40" spacing	80B25	10 lbs.	\$153.00
12' boom - 4 nozzles, 40" spacing	DB12	27 lbs.	\$328.00
Conversion kit changes DB12 from 40" to 20" spacing - 7 nozzles	9428173	27 lbs.	\$70.00
18' boom - 6 nozzles, 40" spacing	DB18	38 lbs.	\$462.00
Conversion kit changes DB18 from 40" to 20" spacing - 11 nozzles	9428174	27 lbs.	\$119.00
2 nozzle boomless kit - includes 2 FC-XT010 tips, sprays approximately 30'	9428147	8 lbs.	\$326.00
Rear Mount Mounting Kit - Required for 9428147 Boom	6241	2 lbs.	\$16.95
Boom and Boomless	6432		\$527.00

BOOM WITH PLUMBING - 60, 80

2 nozzle boomless kit roller/centrifugal pump - sprays approximately 30'	9428149	8 lbs.	\$377.00
21' Truss-T, rear cross/fold boom (13 nozzles) spray tips not included (3-section)	9488151	85 lbs.	\$1,341.00
30' Truss-T, rear cross/fold boom (19 nozzles) spray tips not included (3-section)	9488152	115 lbs.	\$1,678.00

ACCESSORIES

Hose reel with 50' of 3/8" hose (uses existing handgun)	9428114	20 lbs.	\$299.00
Lawn and turf gun with #3 nozzle	25660-3	1 lbs.	\$161.00
LTL freight shipments require crating	CRATE	NET	\$63.00
In Cab Control Box	6351		\$249.00

NOTE: All sprayers are partially preassembled

110 GALLON
150 GALLON

SKID DIMENSIONS

WIDTH: 30"
LENGTH: 70"



FEATURES OF 110 & 150 MOUNTED

- Tank features sump, molded sight gauge and large fillwell and agitation
- 18" handgun
- 15' hose (380RB)

THREE BOOMS AVAILABLE:

- 12' and 18' booms feature floodjet tips (AN1.5 with 45" nozzle spacing) and spring loaded boom wing breakaway
- 21' Truss-T boom features vertical and horizontal boom breakaway with 20" nozzle spacing (spray tips not included)

HOWTO ORDER: Choose in this order: 1. Tank 2. Frame 3. Plumbing 4. Engine 5. Pump 6. Boom 7. Accessories

TANK

110 Gallon Tank with agitation	P110 24A	40 lbs.	\$569.00
150 Gallon Tank with agitation	P150 30A	50 lbs.	\$695.00

FRAME

110 Gallon Skid Frame	9464035	105 lbs.	\$762.00
150 Gallon Skid Frame	9464036	110 lbs.	\$818.00

PLUMBING

5 GPM Electric pump plumbing kit (pump included)	9465008	10 lbs.	\$795.00
4 Roller pump plumbing kit (1 Section) (engine/pump not included)	SMR	36 lbs.	\$686.00
4 Roller pump plumbing kit (3 Section) (engine/pump not included)	SMR3	36 lbs.	\$843.00
Centrifugal plumbing kit (1 Section) (engine/pump not included)	9465009	36 lbs.	\$675.00
Centrifugal plumbing kit (3 Section) (engine/pump not included)	9465010	36 lbs.	\$975.00
Centrifugal plumbing kit (1 Section) (3.5 HP B&S engine/pump included)	9465128	36 lbs.	\$1,565.00
Centrifugal plumbing kit (1 Section) (3 HP Honda® engine/pump included)	9465129	36 lbs.	\$2,143.00

ENGINES

3.5 HP B&S	GE3HP	28 lbs.	\$765.00
4 HP Honda®	GH4HP	30 lbs.	\$1,508.00
5.5 HP Honda® with centrifugal pump	DHC155H	65 lbs.	\$2,402.00

PUMPS

4 Roller pump	C4101	5 lbs.	\$239.00
4 Roller "Silver Cast" pump	XL4101	5 lbs.	\$630.00

BOOM WITH PLUMBING

12' Boom (4 Nozzles) (40" spacing) (1 Section)	DB12	27 lbs.	\$328.00
18' Boom (6 Nozzles) (40" spacing) (1 Section)	DB18	38 lbs.	\$462.00
21' Truss-T Boom (13 Nozzles) spray tips not included (3 Section)	9488148	85 lbs.	\$994.00

ACCESSORIES

Hose Reel with 100' of 1/2" Hose. Reel will hold 200'	9428035	90 lbs.	\$1,011.00
1/2" Rubber Hose	120RB	per foot	\$2.68
Lawn and Turf handgun	25660-3	1 lbs.	\$161.00
LTL freight shipments require crating	CRATE		Net. \$63.00

NOTE: All sprayers are partially preassembled

150 GALLON
200 GALLON



FEATURES OF 150 & 200 GALLON SPRAYERS

- Elliptical tank features jet agitation, sump, and molded sight gauge
- Walking tandem axles with 22 x 11 x 8 pneumatic tires, or single axle with 24 x12 turf tires
- 2" ball coupler hitch
- 2 1/2 gallon clean water tank is mounted for added safety

FOUR BOOMS AVAILABLE:

- 21', 30', 45' or 60'

SPECIFICATIONS

WHEEL SPACING TANDEM: 44" to 90" centers

TRANSPORT WIDTH: 8': 21' & 30', 10': 45' & 60'

GROUND CLEARANCE: 18"

HOWTO ORDER: Choose in this order: 1. Tank/Trailer Frame Assembly with Tires 2. Pump and Plumbing 3. Controls 4. Boom 5. Accessories

TANK/TRAILER FRAME ASSEMBLY 21', 30', 45' X-FOLD

150 Gallon Tandem Axle Tank and Trailer Assembly	9464122	580 lbs.	\$5,555.00
200 Gallon Tandem Axle Tank and Trailer Assembly	9464124	610 lbs.	\$5,870.00
150 Gallon ATV Single Axle Tank and Trailer Assembly	9464121	545 lbs.	\$5,107.00
200 Gallon ATV Single Axle Tank and Trailer Assembly	9464123	665 lbs.	\$5,161.00

TANK/TRAILER FRAME ASSEMBLY 45' & 60' FRONT FOLD

200 Gallon ATV Tandem Axle Tank and Trailer Assembly	9464124	710 lbs.	\$5,870.00
PUMPS AND PLUMBING KIT (LESS CONTROLS) NOTE: For Pump Specifications, see Components section			
5.5 HP Honda® Gas Engine with Centrifugal Pump and Plumbing Kit	9465029	75 lbs.	\$3,026.00
PTO Mounted 6 Roller Pump and Plumbing Kit for 21' & 30' Boom	9970100	35 lbs.	\$894.00
PTO Mounted 6 Roller "Silver Cast" Pump and Plumbing Kit for 21' & 30' Boom	9465025	35 lbs.	\$1,334.00

CONTROLS

Manual Control Valves	9465037	5 lbs.	\$254.00
Electric Plunger Control Valves	9465069	15 lbs.	\$2,014.00
Raven® 450 Sprayer Control with Ball Valves	9428106	15 lbs.	\$9,125.00
Raven 450 Control Less Console/Wheel Sensor	9428182		\$3,677.00
TeeJet® 845 Monitor	9428189		\$5,509.00

BOOM WITH PLUMBING NOTE order spray tips separately (see components section)

21' Truss-T, X-fold boom (13 nozzles)	9488151	85 lbs.	\$1,341.00
30' Truss-T, X-fold boom (19 nozzles)	9488152	115 lbs.	\$1,678.00
45' Truss-T, X-fold boom (25 nozzles)	9488153	170 lbs.	\$2,384.00

BOOM WITHOUT PLUMBING NOTE: order spray tips separately (see components section)

45' Front Fold boom	9488144	565 lbs.	\$5,133.00
TeeJet® Drip Free (27 Nozzles) for 45' Front Fold Plumbing	9428180	20 lbs.	\$902.00
60' Front Fold boom	9488143	600 lbs.	\$5,603.00
TeeJet® Drip Free (37 Nozzles) for 60' Front Fold Plumbing	9428178	25 lbs.	\$1,219.00

ACCESSORIES

Astro II GPS Speed Sensor 1Hz (for use with Raven® 450)	14071	1 lbs.	\$649.00
Factory setup with 21', 30', and 45' Boom (boom may be removed for shipping.)	SU157		Net. \$600.00
Factory setup with 45' & 60' Boom (boom may be removed for shipping.)	SU341		Net. \$885.00
Hose Reel with 100' of 1/2" Hose. Reel will hold 200' (handgun included)	DHR	95 lbs.	\$1,126.00
Handgun	DBHGL	13 lbs.	\$340.00
Fence Line Spray Kit, Manual	9428003	5 lbs.	\$116.00
Feeder Line Filter	9428068		\$185.00
Electric Boom Wing Leveling - 45' & 60' Front Fold	9428181		\$2,325.00

150 GALLON
200 GALLON
300 GALLON



300 gallon shown



Three section electric solenoid valve and control



One section electric

HOW TO ORDER: Choose in this order: 1. Frame 2. Pump 3. Plumbing 4. Controls 5. Boom 6. Accessories

FRAME			
Rear Mount with 150 gallon tank	9416027	190 lbs.	\$2,365.00
Rear Mount with 200 gallon tank	9416026	200 lbs.	\$2,641.00
Rear Mount with 300 gallon tank	9416025	473 lbs.	\$3,915.00

BOOM - WITH PLUMBING NOTE: ORDER SPRAY TIPS SEPARATELY (SEE COMPONENTS SECTION)			
21' Boom (3 section, 13 nozzles)	9488151	85 lbs.	\$1,341.00
30' Boom (3 section, 19 nozzles)	9488152	115 lbs.	\$1,678.00
45' Boom (3 section, 27 nozzles)	9488153	170 lbs.	\$2,384.00
BoomJet® Nozzle Bracket Kit (1 section, nozzle not included)	9464050	5 lbs.	\$122.00
2 Nozzle Boomless Kit - sprays approximately 30'	9428149	8 lbs.	\$377.00
RM Mounting Kit - Required for 9428149 Boom	6241	5 lbs.	\$16.95

PUMP AND PLUMBING KIT (LESS CONTROLS)			
NOTE: For Pump Specifications (see Components Section)			
PTO Mounted 8 Roller Pump and Plumbing Kit (1 section)	9465064	28 lbs.	\$713.00
PTO Mounted 8 Roller Pump and Plumbing Kit (3 section)	9465066	56 lbs.	\$792.00
Centrifugal Pump Plumbing Kit (3 section) (Pump not included) See pages 42 & 43	9465068	65 lbs.	\$545.00
PUMPS			
Hypro® Gear Drive - 540 RPM	C9006 540	44 lbs.	\$1,386.00
Hypro® Hydraulic (hoses included)	9425056	49 lbs.	\$1,580.00

CONTROLS			
Manual (1 section)	9465054	2 lbs.	\$95.00
Electric (1 section)	9465055	5 lbs.	\$303.00
Manual (3 section)	9465056	5 lbs.	\$248.00
Electric (3 section)	9465057	15 lbs.	\$1,154.00

ACCESSORIES			
Handgun (includes 25' of 1/2" hose)	DBHGR	13 lbs.	\$313.00
Factory setup (Booms may be removed for shipping.)	SURMU		Net. \$410.00
LTL freight shipments require crating	CRATE1		Net. \$73.00
Bottom Fill Kit	6383		\$232.00

FEATURES

- Tanks include jet agitation, molded sight gauge, sump, fillwell with no-splash cover
- Category "1" and "2" - 150 and 200 gallon
- Category "2" and "3" - 300 gallon
- May be used with a "Quick Attach" three point hookup
- Retractable stand
- 21', 30' and 45' Truss-T booms feature vertical and horizontal boom breakaway, no drip diaphragm check nozzles spaced at 20"
- Handgun with 25' of hose (optional)



BOOM - WITHOUT PLUMBING			
12' Boom without Plumbing	DB12B	25 lbs.	\$252.00
18' Boom without Plumbing	DB18B	35 lbs.	\$360.00

BOOM - WITH PLUMBING 40" SPACING			
80" Boom (2 nozzles)	80B25	10 lbs.	\$153.00
12' Boom (4 nozzles)	DB12	27 lbs.	\$328.00
Conversion kit changes DB12 from 40" to 20" spacing - 7 nozzles	9428173	27 lbs.	\$70.00
18' Boom (6 nozzles)	DB18	8 lbs.	\$462.00
Conversion kit changes DB18 from 40" to 20" spacing - 11 nozzles	9428174	27 lbs.	\$119.00

BOOMS TRUSS-T



NOTE: 21' & 30' booms are partially preassembled.
45' boom is shipped unassembled.
Feeder lines not included.

FEATURES

- Vertical and horizontal breakaway minimizes needless wear and tear
- All hose is 1/2" EPDM chemical resistant rubber
- Truss-T booms are available on 150, 200 & 300 gallon trailer sprayers and rear mounts

BOOM			
NOTE: Order Spray Tips separately (see Components section)			
21' Truss-T boom (without plumbing) Transport width 8'	9488145	85 lbs.	\$830.00
30' Truss-T boom (without plumbing) Transport width 8'	9488146	115 lbs.	\$977.00
45' Truss-T boom (without plumbing) Transport width 10'	9488147	170 lbs.	\$1,472.00
21' Truss-T boom (13 conventional nozzles) Transport width 8'	9488148	85 lbs.	\$994.00
30' Truss-T boom (19 conventional nozzles) Transport width 8'	9488149	115 lbs.	\$1,183.00
45' Truss-T boom (27 conventional nozzles) Transport width 10'	9488150	170 lbs.	\$1,686.00
21' Truss-T boom (13 TeeJet® drip free nozzles) Transport width 8'	9488151	85 lbs.	\$1,341.00
30' Truss-T boom (19 TeeJet® drip free nozzles) Transport width 8'	9488152	115 lbs.	\$1,678.00
45' Truss-T boom (27 TeeJet® drip free nozzles) Transport width 10'	9488153	170 lbs.	\$2,384.00

ACCESSORIES			
Convert a 21' Boom to a 30' Boom with Conventional Nozzles	DB30TEX	30 lbs.	\$199.00
Convert a 21' Boom to a 30' Boom with TeeJet® Drip Free Nozzles	DB30TEXDF	30 lbs.	\$365.00
Convert a 21' Boom to a 30' Boom without Plumbing	DB30TEXB	26 lbs.	\$149.00
Electric Wing Tilt	9428183	4 lbs.	\$2,465.00

300 GALLON



FEATURES

- Elliptical tank with two dual jet agitators and sump
- Large convenient step and work platform with safety rail
- A clean water tank is conveniently mounted on each 300 gallon frame
- Three section manual or electric boom controls

THREE BOOMS AVAILABLE:

- 21', 30', 45'

SPECIFICATIONS

GROUND CLEARANCE: 27"

WHEEL SPACINGS: 60" to 80"

HOWTO ORDER: Choose in this order: 1. Tank 2. Trailer Frame 3. Pump 4. Plumbing 5. Controls 6. Boom 7. Accessories

TANK			
300 Gallon Tank	PE300RA	120 lbs.	\$1,528.00
TRAILER FRAME			
300 Gallon Single Axle Trailer with T11L Tires (60" - 80" wheel spacing)	HCMETR	780 lbs.	\$4,004.00
PUMPS			
<i>NOTE: For Pump Specifications, see Component Section</i>			
Hypro® 5 Roller Pump	C1700D	19 lbs.	\$675.00
Hypro® "Silver Cast" 5 Roller Pump	XL1700D	19 lbs.	\$1,740.00
Hypro® Belt Drive Pump with Constant Velocity PTO Shaft (C9402 540S)	9425071	66 lbs.	\$2,319.00
Hypro® Hydraulic Pump (C9303HM1) (hose kit included)	9425056	36 lbs.	\$1,580.00
PLUMBING / PUMP MOUNT			
Roller Pump Kit (controls included)	9425002	44 lbs.	\$853.00
Hypro® Belt Drive Kit	9425003	55 lbs.	\$849.00
Hypro® Hydraulic Kit	9425004	49 lbs.	\$826.00
CONTROLS			
Manual Control Valves for Centrifugal Pumps	CP3B3HV	22 lbs.	\$985.00
Electric Plunger Control Valves for Centrifugal Pumps	9428175	26 lbs.	\$2,118.00
BOOM WITH PLUMBING			
<i>NOTE: Order Spray Tips separately see Component Section</i>			
21' Truss-T boom	9488151	85 lbs.	\$1,341.00
30' Truss-T boom	9488152	115 lbs.	\$1,678.00
45' Truss-T boom	9488153	170 lbs.	\$2,384.00
Boomless Jet Nozzle (Nozzle not included)	9464007	10 lbs.	\$122.00
ACCESSORIES			
Factory setup	SU341		Net. \$885.00
Quick Refill (utilizes nurse tank transfer pump for refilling)	CPTK1	15 lbs.	\$272.00
Fence Line Spray Kit, Electric	9428002	5 lbs.	\$241.00
Fence Line Spray Kit, Manual	9428003	5 lbs.	\$116.00
Handgun (includes 25' of 1/2" hose)	DBHG	13 lbs.	\$340.00

NOTE: Sprayer is less spray tips
Factory setup is available
Boom may be removed for shipping

300 GALLON



FEATURES

- Elliptical tank with two dual jet agitators and sump
- Large convenient step and work platform with safety rail
- A clean water tank is conveniently mounted on each 300 gallon frame
- Demco's DBFT flotation boom mechanism is required on 300 gallon "Deluxe" sprayers

THREE BOOMS AVAILABLE:

- 30', 45', or 60'

SPECIFICATIONS

GROUND CLEARANCE: 27"

WHEEL SPACINGS: 60" to 80"

HOWTO ORDER: Choose in this order: 1. Tank 2. Trailer Frame 3. Pump 4. Plumbing 5. Controls 6. Boom 7. Accessories

TANK			
300 Gallon Tank	PE300RA	120 lbs.	\$1,528.00
TRAILER FRAME			
300 Gallon Single Axle Trailer with T11L Tires (60" - 80" wheel spacing)	9411015	1080 lbs.	\$4,727.00
PUMPS			
<i>NOTE: For Pump Specifications, see Component Section</i>			
Hypro® 5 Roller Pump	C1700D	19 lbs.	\$675.00
Hypro® "Silver Cast" 5 Roller Pump	XL1700D	19 lbs.	\$1,740.00
Hypro® Gear Drive Pump with Constant Velocity PTO Shaft (C9016 540)	9425015	69 lbs.	\$2,141.00
Hypro® Hydraulic Pump (C9303HM1) (hoses included)	9425056	36 lbs.	\$1,580.00
PLUMBING / PUMP MOUNT			
Roller Pump Kit (Manual Controls included)	9425002	44 lbs.	\$853.00
Hypro® Gear Drive Centrifugal Kit	9425043	60 lbs.	\$836.00
Hypro® Hydraulic Centrifugal Kit	9425004	49 lbs.	\$826.00
CONTROLS			
Manual Control Valves for Centrifugal Pumps	CP3B3HV	22 lbs.	\$985.00
Electric Plunger Control Valves for Centrifugal Pumps	9428175	26 lbs.	\$2,118.00
TRUSS BOOM WITH PLUMBING			
<i>NOTE: Order Spray Tips separately (see Component Section)</i>			
Flotation Boom Mechanism (required on this model)	DBFT	112 lbs.	\$1,210.00
30' Truss Boom with Drip Free Plumbing	DB30DF	272 lbs.	\$2,904.00
45' Truss Boom with Drip Free Plumbing	DB45DF	305 lbs.	\$3,747.00
FRONT FOLD BOOM WITHOUT PLUMBING			
45' Front Fold Boom	9488144	565 lbs.	\$5,133.00
TeeJet® Drip Free (27 Nozzles) for 45' Front Fold Plumbing, spray tips not included	9428180	20 lbs.	\$902.00
60' Front Fold Boom	9488143	600 lbs.	\$5,603.00
TeeJet® Drip Free (37 Nozzles) for 60' Front Fold Plumbing, spray tips not included	9428178	25 lbs.	\$1,219.00
ACCESSORIES			
Factory setup	SU341		Net. \$885.00
Wheel Assisted Boom Tip Protectors Truss Boom	DBTP	27 lbs.	\$302.00
Auto Boom Leveler Truss Boom	DBSAL	50 lbs.	\$844.00
Quick Refill (utilizes nurse tank transfer pump for refilling)	CPTK1	15 lbs.	\$272.00
Hydraulic Height Adjuster (24" travel) Truss Boom	9428009	190 lbs.	\$1,648.00
Hydraulic Boom Wing Leveling Truss Boom	DBHY	26 lbs.	\$876.00
Electric Boom Wing Leveling - 45' & 60' Front Fold	9428183		\$2,465.00
Fence Line Spray Kit, Electric	9428002	5 lbs.	\$241.00
Fence Line Spray Kit, Manual	9428003	5 lbs.	\$116.00
Handgun (includes 25' of 1/2" hose)	DBHG	13 lbs.	\$340.00

NOTE: Sprayer is less spray tips. Factory setup is available. Boom may be removed for shipping. Centrifugal pump recommended for 60' boom

500 GALLON



FEATURES

- Elliptical tank with two dual jet agitators, sump, baffle and 16" fliptop manway
- 11.2 x 38 bias 6 ply tires provide a large narrow footprint with less field compaction
- The hydraulic X-fold boom features independent wing leveling and folding and height adjustment
- All booms have stainless steel boom and hose clamps

SPECIFICATIONS

GROUND CLEARANCE: 29"
WHEEL SPACINGS: 62" to 120"
TRANSPORT WIDTH: 11'9"

HOW TO ORDER: Choose in this order: 1. Tank & Trailer Frame 2. Pump 3. Plumbing 4. Controls 5. Boom 6. Boom Accessories 7. Accessories

TANK AND TRAILER FRAME WITH TIRES

500 Gallon Tank and Big Wheel Trailer (62" - 120" wheel spacing) (Red)	9411027-10	2229 lbs.	\$14,174.00
--	------------	-----------	-------------

PUMPS,

NOTE: For Pump Specifications, see Component Section.

Hypro® 5 Roller Pump	C1700D	19 lbs.	\$675.00
Hypro® Gear Drive Pump with Constant Velocity PTO Shaft (C9016 540)	9425015	69 lbs.	\$2,141.00
Hypro® Belt Drive Pump with Constant Velocity PTO shaft (C9403 540S)	9425026	75 lbs.	\$2,389.00
Hypro® Hydraulic Pump (C9303HM1)(hoses included)	9425056	36 lbs.	\$1,580.00
Ace Belt Drive Pump with Constant Velocity PTO shaft (PTOC600 10B150)	9425055	75 lbs.	\$2,344.00
Ace Hydraulic Pump (FMC155HYD206) (hoses included)	9425057	44 lbs.	\$1,549.00

PLUMBING / PUMP MOUNT

Roller Pump Kit (Manual Controls included)	9425002	44 lbs.	\$853.00
Hypro® Gear Drive Centrifugal Kit	9425020	60 lbs.	\$1,290.00
Hypro®/Ace Belt Drive Centrifugal Kit	9425010	55 lbs.	\$1,209.00
Hypro®/Ace Hydraulic Centrifugal Kit	9425011	49 lbs.	\$1,131.00

CONTROLS

Motorized Ball Valves for Centrifugal Pumps	9428090	35 lbs.	\$2,738.00
Raven® 450 Sprayer Control w/Motorized Ball Valves for Centrifugal Pumps	9428043	45 lbs.	\$10,612.00
TeeJet® 845 Regulator, Flo Meter, Harness, 3 Motor Valves	9428190		\$6,206.00

Hydraulic X-Fold Boom without Plumbing

45' Hydraulic X-Fold Boom with weight transfer kit	9488156	1550 lbs.	\$13,245.00
60' Hydraulic X-Fold Boom with weight transfer kit	9488159	1620 lbs.	\$14,666.00

X-FOLD BOOM ACCESSORIES

TeeJet® Drip Free (27 Nozzles) for 45' Hydraulic X-Fold Boom	9428184	20 lbs.	\$1,240.00
TeeJet® Drip Free (37 Nozzles) for 60' Hydraulic X-Fold Boom	9428185	25 lbs.	\$1,491.00
TeeJet® Triple Drip Free (27 Nozzles) for 45' Hydraulic X-Fold Boom	9428186	23 lbs.	\$1,664.00
TeeJet® Triple Drip Free (37 Nozzles) for 60' Hydraulic X-Fold Boom	9428087	28 lbs.	\$485.00
Light Kit	9428084	10 lbs.	\$428.00

ACCESSORIES

Quick Refill (utilizes nurse tank transfer pump for refilling)	CPTK1	5 lbs.	\$272.00
55 Gallon Water Tank and Mountings for Flushing the Sprayer Tank	DFS55HP	95 lbs.	\$1,238.00
33 Gallon Foam Marker	9428156	107 lbs.	\$2,602.00
Chemical Eductor Vacuum Flow	9428165	125 lbs.	\$1,899.00
Fence Line Spray Kit, Electric	9428002	5 lbs.	\$241.00
Fence Line Spray Kit, Manual	9428003	5 lbs.	\$116.00
Feeder Line Filter Kit (60 mesh)	9428068	3 lbs.	\$185.00
Handgun (includes 25' of 1/2" hose)	DBHG	13 lbs.	\$340.00

NOTE: Booms may be removed for shipping.

500 GALLON



FEATURES

- Elliptical tank with two dual jet agitators, sump, baffle and 16" fliptop manway
- 10 gauge formed steel trailer
- 11L x 15 8 ply tires.
- Constant velocity PTO shaft with centrifugal pump, or hydraulic driven centrifugal pump
- All booms have stainless steel boom and hose clamps

SPECIFICATIONS

GROUND CLEARANCE: 29"
WHEEL SPACINGS: 80" to 120"
TRANSPORT WIDTH 45' Boom: 11'
TRANSPORT WIDTH 60' Boom: 13' 10"

HOW TO ORDER: Choose in this order: 1. Tank & Trailer Frame 2. Pump 3. Plumbing 4. Controls 5. Boom 6. Boom Accessories 7. Accessories

TANK AND TRAILER FRAME WITH TIRES

500 Gallon Tank and Tandem Axle Trailer (80" - 120" wheel spacing) (Red)	9411028-10	2013 lbs.	\$12,665.00
--	------------	-----------	-------------

PUMPS

NOTE: For Pump Specifications, see Component Section.

Hypro® 5 Roller Pump	C1700D	19 lbs.	\$675.00
Hypro® Gear Drive Pump with Constant Velocity PTO Shaft (C9016 540)	9425015	69 lbs.	\$2,141.00
Hypro® Belt Drive Pump with Constant Velocity PTO shaft (C9403 540S)	9425026	75 lbs.	\$2,389.00
Hypro® Hydraulic Pump (C9303HM1)(hoses included)	9425056	36 lbs.	\$1,580.00
Ace Belt Drive Pump with Constant Velocity PTO shaft (PTOC600 10B150)	9425055	75 lbs.	\$2,344.00
Ace Hydraulic Pump (FMC155HYD206) (hoses included)	9425057	44 lbs.	\$1,549.00

PLUMBING / PUMP MOUNT

Roller Pump Kit (Manual Controls included)	9425002	44 lbs.	\$853.00
Hypro® Gear Drive Centrifugal Kit	9425020	60 lbs.	\$1,290.00
Hypro®/Ace Belt Drive Centrifugal Kit	9425010	55 lbs.	\$1,209.00
Hypro®/Ace Hydraulic Centrifugal Kit	9425011	49 lbs.	\$1,131.00

CONTROLS

Motorized Ball Valves for Centrifugal Pumps	9428090	35 lbs.	\$2,738.00
Raven® 450 Sprayer Control w/Motorized Ball Valves for Centrifugal Pumps	9428043	45 lbs.	\$10,612.00
TeeJet® 845 Regulator, Flo Meter, Harness, 3 Motor Valves	9428190		\$6,206.00

Hydraulic X-Fold Boom without Plumbing

45' Hydraulic X-Fold Boom with weight transfer kit	9488156	1550 lbs.	\$13,245.00
60' Hydraulic X-Fold Boom with weight transfer kit	9488159	1620 lbs.	\$14,666.00

X-FOLD BOOM ACCESSORIES

TeeJet® Drip Free (27 Nozzles) for 45' Hydraulic X-Fold Boom	9428184	20 lbs.	\$1,240.00
TeeJet® Drip Free (37 Nozzles) for 60' Hydraulic X-Fold Boom	9428185	25 lbs.	\$1,491.00
TeeJet® Triple Drip Free (27 Nozzles) for 45' Hydraulic X-Fold Boom	9428186	23 lbs.	\$1,664.00
TeeJet® Triple Drip Free (37 Nozzles) for 60' Hydraulic X-Fold Boom	9428187	28 lbs.	\$2,145.00
Light Kit	9428084	10 lbs.	\$428.00

ACCESSORIES

Quick Refill (utilizes nurse tank transfer pump for refilling)	CPTK1	15 lbs.	\$272.00
55 Gallon Water Tank and Mountings for Flushing the Sprayer Tank	DFS55HP	95 lbs.	\$1,238.00
33 Gallon Foam Marker	9428156	107 lbs.	\$2,602.00
Chemical Eductor Vacuum Flow	9428165	125 lbs.	\$1,899.00
Fence Line Spray Kit, Electric	9428002	5 lbs.	\$241.00
Fence Line Spray Kit, Manual	9428003	5 lbs.	\$116.00
Feeder Line Filter Kit (60 mesh)	9428068	3 lbs.	\$185.00
Handgun (includes 25' of 1/2" hose)	DBHG	13 lbs.	\$340.00

NOTE: Booms may be removed for shipping.

PULL TYPE FIELD SPRAYERS

600 GALLON



FEATURES

- 600 gallon tank with 16" fill wells, large center drain sump and high volume jet agitator
- External liquid site gauge
- 55 GAL rinse tank standard and 2 ½ gallon hand wash
- Fold away ladder provided easy access to work platform
- Short hitch pin to axle length 130" for superior tracking
- Single tube hitch frame with an adjustable tongue with 7" of total adjustment
- 13.6 X 38 bias tires
- Pump and plumbing are front mount allowing for easy maintenance
- 50 mesh main filter and 60 mesh feeder line filters prevent tip plugging
- 160 lb. glycerin filled gauge
- 2" quick coupler for bottom filling tanks
- 60' or 45' FF or 60' or 45' x-fold is available.
- Front fold boom is available with a pendant or non-pendant options.
- Booms feature hydraulic wing fold, height adjust, wing leveling and outer wing breakaway

SPECIFICATIONS

GROUND CLEARANCE: 28" (estimated)

TRANSPORT WIDTH: 9'6"

Hydraulic front fold booms

The hydraulic front fold booms feature a nitrogen charged accumulator system combined with leveling linkage and shock absorbers to soften the ride. Live hydraulic control block requires only one set of remote outlets to perform all boom functions.



Pendant boom control with live hydraulic front fold models Electric motorized ball valves 7 gallon chemical eductor and the 33 gallon foam marker are optional



HOW TO ORDER: Choose in this order: 1. Tank & Trailer Frame w/Tires 2. Pump 3. Controls & Plumbing 4. Boom & Accessories 5. Accessories

TRAILER ASSEMBLY WITH TANK

Includes 38" wheels & tires		
600 Gallon 38" Big Wheel Tank & Trailer Assembly (62"-120" Spacing) black	9411142-76	\$14,174.00

PUMPS

Hypro® Gear Drive with Constant Velocity PTO Shaft (C9016 540)	9425103	\$2,141.00
Hypro® Hydraulic Pump (C9303HM1) (Hoses Included)	9425104	\$2,694.00
Ace Hydraulic Pump (FMC155HYD206) (Hoses Included)	9425105	\$1,549.00

PLUMBING

Motorized Ball Valves (control console included)	9425075	35 lbs.	\$3,296.00
Raven® Flow Meter, Regulator, & Trailer Wire Harness w/3 Motorized Valves & Plumbing (7 valves maximum)	9425078		\$4,687.00
TeeJet® Regulator, Flo Meter, Harness, 3 Motor Valves	9425099		\$3,323.00

CONTROLS

Raven® 450 Automatic Rate Control, Cable and Speed Sensor	9425093		\$5,787.00
Raven® ECU Automatic Rate Control, Auto Boom Shut Off & Mapping, works with most late model VT	9425096		\$14,938.00
Note: Unlock required from OEM			
TeeJet® 845 with GPS Speed	9425102		\$3,248.00

BOOM

Hydraulic Front Fold Boom		
45' Hydraulic Front Fold Boom without Pendant	9488161	\$17,247.00
60' Hydraulic Front Fold Boom without Pendant	9488162	\$18,094.00
66' Hydraulic Front Fold Boom without Pendant	9488163	\$18,578.00
45' Hydraulic Front Fold Boom with Pendant	9488164	\$18,578.00
60' Hydraulic Front Fold Boom with Pendant	9488165	\$19,425.00
66' Hydraulic Front Fold Boom with Pendant	9488166	\$19,937.00

X-Fold Boom

45' X-Fold Boom	9488167	\$13,245.00
60' X-Fold Boom	9488168	\$14,666.00

BOOM WITHOUT PLUMBING

Front Fold Boom Accessories

TeeJet® Drip Free (27 Nozzles) for 45' Boom	9428118	20 lbs.	\$1,240.00
TeeJet® Triple Drip Free (27 Nozzles) for 45' Boom	9428121	23 lbs.	\$1,664.00
TeeJet® Drip Free (37 Nozzles) for 60' Boom	9428108	25 lbs.	\$1,491.00
TeeJet® Triple Drip Free (37 Nozzles) for 60' Boom	9428109	28 lbs.	\$2,169.00
TeeJet® Drip Free (40 Nozzles) for 66' Boom	9428120	25 lbs.	\$1,553.00
TeeJet® Triple Drip Free (40 Nozzles) for 66' Boom	9428123	30 lbs.	\$2,275.00
Wheel Assisted Boom Tip Protectors	9488013	27 lbs.	\$248.00

X-Fold Boom Accessories

TeeJet® Drip Free (27 Nozzles) for 45' Hydraulic X-Fold Boom	9428184	20 lbs.	\$1,240.00
TeeJet® Drip Free (37 Nozzles) for 60' Hydraulic X-Fold Boom	9428185	25 lbs.	\$1,491.00
TeeJet® Triple Drip Free (27 Nozzles) for 45' Hydraulic X-Fold Boom	9428186	23 lbs.	\$1,664.00
TeeJet® Triple Drip Free (37 Nozzles) for 60' Hydraulic X-Fold Boom	9428187	28 lbs.	\$2,145.00

ACCESSORIES

33 Gallon Foam Marker Yellow Tank	9428196		\$2,602.00
Chemical Eductor	9428197		\$1,899.00

NOTE: Sprayer is less spray tips.
All factory setup units are tested to 90 PSI.
15" nozzle spacing available by special order.

50 SERIES 45', 60', OR 66' BOOM FIELD SPRAYERS

850 GALLON
1050 GALLON



Hydraulic front fold booms

The hydraulic front fold booms feature a nitrogen charged accumulator system combined with leveling linkage and shock absorbers to soften the ride. Live hydraulic control block requires only one set of remote outlets to perform all boom functions.



Pendant boom control with live hydraulic front fold models
Electric motorized ball valves
7 gallon chemical eductor and the 33 gallon foam marker are optional

FEATURES

- Tanks have a 16" flip-top lid and 2 high volume jet agitators, molded-in trough drains spills to rear of sprayer
- 100 gallon 2 stage sump provides optimum tank drainage and decreases sloshing
- External liquid site gauge
- 120 gallon rear mounted rinse tank and 2 1/2 gallon hand wash tank
- Fold-away ladder provides easy access to the large work platform for added safety when filling tank
- One of the shortest "hitch pin to axle" lengths in the industry - 140"
- Large storage compartment conveniently located for storing extra nozzles, clamps, etc.
- Single tube hitch frame allows for improved turning - can be adjusted vertically in 1 1/2" increments
- 13.6 x 38 bias tires
- Pump and plumbing are center mounted allowing for shorter hoses and improved pump priming
- 50 mesh main filter and 60 mesh feeder line filters prevent tip plugging
- 160 lb. glycerin-filled gauge
- 2" quick couplers for bottom filling tanks
- The Hydraulic pendant/block can be used with open or closed center tractor hydraulic systems
- Booms feature independent wing fold, hydraulic height adjust, wing leveling and outer wing breakaway
- All booms have stainless steel boom and hose clamps
- Light system consists of flasher/turn signal and taillights for added road safety
- Booms are available with 3/4" high volume plumbing and TeeJet® diaphragm check nozzles spaced at 20"

SPECIFICATIONS

GROUND CLEARANCE: 30"
APPROX WEIGHT: 6100 lbs.
TRANSPORT WIDTH: 9'6"

HOW TO ORDER: Choose in this order: 1. Tank & Trailer Frame w/Tires 2. Pump 3. Controls & Plumbing 4. Boom & Accessories 5. Accessories

TRAILER ASSEMBLY WITH TANK

Includes 38" wheels & tires

850 Gallon Big Wheel Tank & Trailer Assembly (62"- 120" wheel spacing) (Red)	9411134-10	\$28,443.00
850 Gallon Big Wheel Tank & Trailer Assembly (62"- 120" wheel spacing) (Black)	9411134-76	\$28,443.00
850 Gallon Big Wheel Tank & Trailer Assembly (90"- 144" wheel spacing) (Red)	9411135-10	\$29,469.00
850 Gallon Big Wheel Tank & Trailer Assembly (90"- 144" wheel spacing) (Black)	9411135-76	\$29,469.00
1050 Gallon Big Wheel Tank & Trailer Assembly (62"- 120" wheel spacing) (Red)	9411139-10	\$30,622.00
1050 Gallon Big Wheel Tank & Trailer Assembly (62"- 120" wheel spacing) (Black)	9411139-76	\$30,622.00
1050 Gallon Big Wheel Tank & Trailer Assembly (90"- 144" wheel spacing) (Red)	9411140-10	\$32,801.00
1050 Gallon Big Wheel Tank & Trailer Assembly (90"- 144" wheel spacing) (Black)	9411140-76	\$32,801.00

PUMPS

Hypro® Hydraulic Pump with Life Guard™ Seal & Flanged Ports (hoses included) (C9314HM1)	9425073	40 lbs.	\$2,125.00
Ace Hydraulic Pump with Silicone Carbide Seal & Flanged ports (FMC155HYD304) (hoses included)	9425074	38 lbs.	\$2,030.00

PLUMBING

Motorized Ball Valves (control console included)	9425075	35 lbs.	\$3,296.00
Raven® Flow Meter, Regulator, & Trailer Wire Harness w/3 Motorized Valves & Plumbing (7 valves maximum)	9425078		\$4,687.00
TeeJet® Regulator, Flo Meter, Harness, 3 Motor Valves	9425099		\$3,323.00

CONTROLS

Raven® 450 Automatic Rate Control, Cable and Speed Sensor	9425093		\$5,787.00
Raven® ECU Automatic Rate Control, Auto Boom Shut Off & Mapping, works with most late model VT	9425096		\$14,938.00
Note: Unlock required from OEM			
TeeJet® 845 with GPS Speed	9425102		\$3,248.00

BOOM WITHOUT PLUMBING

Hydraulic Front Fold Boom

45' Hydraulic Front Fold Boom	9488132		\$18,578.00
60' Hydraulic Front Fold Boom	9488134		\$19,425.00
66' Hydraulic Front Fold Boom	9488135		\$19,937.00

Front Fold Boom Accessories

TeeJet® Drip Free (27 Nozzles) for 45' Boom	9428118	20 lbs.	\$1,240.00
TeeJet® Triple Drip Free (27 Nozzles) for 45' Boom	9428121	23 lbs.	\$1,664.00
TeeJet® Drip Free (37 Nozzles) for 60' Boom	9428108	25 lbs.	\$1,491.00
TeeJet® Triple Drip Free (37 Nozzles) for 60' Boom	9428109	28 lbs.	\$2,169.00
TeeJet® Drip Free (40 Nozzles) for 66' Boom	9428120	25 lbs.	\$1,553.00
TeeJet® Triple Drip Free (40 Nozzles) for 66' Boom	9428123	30 lbs.	\$2,275.00
Wheel Assisted Boom Tip Protectors	9488013	27 lbs.	\$248.00

ACCESSORIES

Astro II GPS Speed Sensor 1Hz (for use with Raven® 450)	14071	1 lbs.	\$649.00
2" Flow Meter with digital display for tank fill	9428163	5 lbs.	\$1,709.00
33 Gallon Foam Marker Charcoal Tank	9428167	107 lbs.	\$2,602.00
33 Gallon Foam Marker Yellow Tank	9428156	107 lbs.	\$2,602.00
Chemical Eductor Vacuum Flow	9428164	125 lbs.	\$2,360.00
Fence Line Spray Kit, Electric	9428002	5 lbs.	\$241.00
Fence Line Spray Kit, Manual	9428003	5 lbs.	\$116.00

NOTE: Sprayer is less spray tips.
All factory setup units are tested to 90 PSI.
15" nozzle spacing available by special order.

50 SERIES 80'/90' BOOM FIELD SPRAYERS

1050 GALLON
1250 GALLON



Hydraulic front fold booms

The hydraulic front fold booms feature a nitrogen charged accumulator system combined with leveling linkage and shock absorbers to soften the ride. Live hydraulic control block requires only one set of remote outlets to perform all boom functions.



Raven® 450 sprayer control system

Astro II GPS Speed Sensor for use with Raven® 450



Pendant boom control with live hydraulic front fold models

2" Flow Meter with digital display

7 gallon chemical eductor and the 33 gallon foam marker are optional

FEATURES

- Tanks have a 16" flip-top lid and 2 high volume jet agitators, molded-in trough drains spills to rear of sprayer
- 100 gallon 2 stage sump provides optimum tank drainage and decreases sloshing
- External liquid site gauge
- 120 gallon rear mounted rinse tank and 2 1/2 gallon hand wash tank
- Fold-away ladder provides easy access to the large work platform for added safety when filling tank
- One of the shortest "hitch pin to axle" lengths in the industry - 140"
- Large storage compartment conveniently located for storing extra nozzles, clamps, etc.
- Single tube hitch frame allows for improved turning - can be adjusted vertically in 1 1/2" increments
- 320 / 90R46 radial tires provide a smooth ride and low field compaction
- Pump and plumbing are center mounted allowing for shorter hoses and improved pump priming
- 50 mesh main filter and 60 mesh feeder line filters prevent tip plugging
- 160 lb. glycerin-filled gauge
- 2" quick couplers for bottom filling tanks
- The Hydraulic folding pendant/block designed for closed center tractor hydraulic systems
- Booms feature 2 stage wing fold, hydraulic height adjust, wing leveling and outer wing breakaway
- Booms are available with 3/4" high volume plumbing and TeeJet® diaphragm check nozzles spaced at 20"
- Booms can be folded to spray in a 60' or an unfolded 80'/90' width
- All booms have stainless steel boom and hose clamps
- Light system consists of flasher / turn signal and taillights for added road safety

SPECIFICATIONS

GROUND CLEARANCE: 30"
APPROX WEIGHT: 1050 - 6700 lbs.
1250 - 7600 lbs.
TRANSPORT WIDTH: 12'

HOW TO ORDER: Choose in this order: 1. Tank & Trailer Frame w/Tires 2. Pump 3. Controls & Plumbing 4. Boom & Accessories 5. Accessories

TRAILER ASSEMBLY WITH TANK

Includes 46" wheels & tires

1050 Gallon Big Wheel Tank & Trailer Assembly (90"- 144" wheel spacing) (Red)	9411141-10		\$37,718.00
1050 Gallon Big Wheel Tank & Trailer Assembly (90"- 144" wheel spacing) (Black)	9411141-76		\$37,718.00
1250 Gallon Big Wheel Tank & Trailer Assembly (90"- 144" wheel spacing) (Red)	9411138-10		\$39,282.00
1250 Gallon Big Wheel Tank & Trailer Assembly (90"- 144" wheel spacing) (Black)	9411138-76		\$39,282.00

PUMPS

Hypro® Hydraulic Pump w/ Life Guard™ Seal & Flanged Ports (hoses included)(C9314HM1)	9425073	40 lbs.	\$2,125.00
Ace Hydraulic Pump with Silicone Carbide Seal & Flanged ports (FMC155HYD304) (hoses included)	9425074	38 lbs.	\$2,030.00

PLUMBING

Raven® Flow Meter, Regulator, & Trailer Wire Harness w/5 Motorized Valves & Plumbing (7 valves maximum)	9425081		\$5,332.00
TeeJet® Regulator, Flo Meter, Harness, 5 Motor Valves	9425100		\$4,152.00

CONTROLS

Raven® 450 Automatic Rate Control, Cable and Speed Sensor	9425093		\$5,787.00
Raven® ECU Automatic Rate Control, Auto Boom Shut Off & Mapping <i>* This feature may require an additional unlock from the Original Manufacture of the ISO Tractor Display</i>	9425096		\$14,938.00
TeeJet® 845 with GPS Speed	9425102		\$3,248.00

BOOM WITHOUT PLUMBING

Hydraulic Front Fold Boom

60', 80'/90' Combination Hydraulic Front Fold Boom (Tractor must be equipped with closed center hydraulic system.)	9488130		\$31,428.00
--	---------	--	-------------

Note: For 80' spray pattern, outer 5' sections can be removed.

Front Fold Boom Accessories

TeeJet® Drip Free (55 Nozzles) for 60', 80'/90' Boom	9428159		\$1,938.00
TeeJet® Triple Drip Free (55 Nozzles) for 60', 80'/90' Boom	9428160		\$2,971.00
Hydraulic Glide Suspension System (factory installed only) (Tractor must be equipped with closed center hydraulic system.)	9428152	20 lbs.	\$5,064.00

ACCESSORIES

Astro II GPS Speed Sensor 1Hz (for use with Raven® 450)	14071	1 lbs.	\$649.00
2" Flow Meter with digital display for tank fill	9428163	5 lbs.	\$1,709.00
33 Gallon Foam Marker Charcoal Tank	9428168	107 lbs.	\$2,732.00
33 Gallon Foam Marker Yellow Tank	9428157	107 lbs.	\$2,732.00
Chemical Eductor Vacuum Flow	9428164	125 lbs.	\$2,360.00
Fence Line Spray Kit, Electric	9428002	5 lbs.	\$241.00

NOTE: Sprayer is less spray tips.
All factory setup units are tested to 90 PSI.
15" nozzle spacing available by special order.

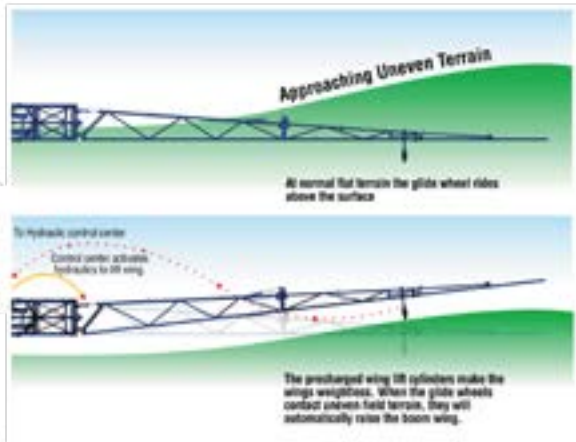
HYDRAULICS NOTES: Tractor must be equipped with closed center hydraulic system.

How the Hydraulic Glide Suspension Works

Unique hydraulic glide suspension system makes the boom wings weightless. The guide wheels activate the hydraulic system and automatically adjust for uneven terrain. Guide wheels have puncture proof tires. (optional)



Cab mounted console allows operator to adjust the precharge on the wing lift cylinders for optimal boom performance.



RM SERIES REAR TRACTOR MOUNTS

600 GALLON

NOTE: Factory setup is standard.
Order spray tips separately.

- FEATURES
- 600 gallon tank with 16 inch fillwell, jet agitation, molded sight gauge, and large centered drainage sump
 - Category “3” or “4” rear mount brackets may be used with “Quick Attach” three point hookup
 - Retractable, built-in ground stand for storage when empty
 - A clean water tank is conveniently mounted on the RM unit
 - Available with 45, 60, 66 or 80/90’ front fold booms
 - Approximate shipping weight 60 - 5110 lbs, 80/90’ - 5710 lbs.
 - Transport width 12’

HOW TO ORDER: Choose in this order: 1. Frame/Tank 2. Pump 3. Plumbing 4. Controls 5. Boom 6. Accessories

FRAME			
Frame with Charcoal 600 Gallon Tank	9416023		\$8,983.00
PUMPS			
Ace Hydraulic Pump (FMC155HYD304) (hose kit included)	9425068	33 lbs.	\$1,946.00
Hypro Hydraulic Pump (C9314HM1) (hose kit included)	9425067	35 lbs.	\$2,099.00
PLUMBING/PUMP MOUNT/BALL VALVES			
Raven® Flow Meter, Regulator, 3 Motorized Valves & Plumbing (use with 45, 60, 66’ boom)	9425090		\$5,591.00
Raven® Flow Meter, Regulator, 5 Motorized Valves & Plumbing (use with 80/90’ boom)			
(7 valves maximum)	9425091		\$6,533.00
TeeJet®Regulator, Flo Meter, Harness, 3 Motor Valves for RM	9425097		\$4,450.00
TeeJet®Regulator, Flo Meter, Harness, 5 Motor Valves for RM	9425098		\$5,337.00
CONTROLS			
Raven® 450 Rate Controller (GPS Speed Sensor 1Hz included)	9425093		\$5,787.00
Raven® ECU Automatic Rate Control, Auto Boom Shut Off & Mapping, works with most late model VT	9425096		\$14,938.00
Note: Unlock required from OEM			
TeeJet® 845 with GPS Speed	9425102		\$3,248.00
BOOM - WITHOUT PLUMBING			
Hydraulic Front Fold Boom			
45’ Hydraulic Front Fold Boom	9488139		\$17,977.00
60’ Hydraulic Front Fold Boom	9488140		\$18,702.00
66’ Hydraulic Front Fold Boom	9488141		\$19,280.00
60’, 80/90’ Combination Hydraulic Front Fold Boom			
(Tractor must be equipped with closed center hydraulic system.)	9488142		\$32,203.00
NOTE: Warranty is void if mounted on track units.			
Front Fold Boom Plumbing			
TeeJet® Drip Free (27 Nozzles) for 45’ Boom	9428118	20 lbs.	\$1,240.00
TeeJet® Triple Drip Free (27 Nozzles) for 45’ Boom	9428121	23 lbs.	\$1,664.00
TeeJet® Drip Free (37 Nozzles) for 60’ Boom	9428108	25 lbs.	\$1,491.00
TeeJet® Triple Drip Free (37 Nozzles) for 60’ Boom	9428109	28 lbs.	\$2,169.00
TeeJet® Drip Free (40 Nozzles) for 66’ Boom	9428120	25 lbs.	\$1,553.00
TeeJet® Triple Drip Free (40 Nozzles) for 66’ Boom	9428123	30 lbs.	\$2,275.00
TeeJet® Drip Free (55 nozzles) for 60’, 80/90’ Hydraulic Front Fold Boom (5 section)	9428159		\$1,938.00
TeeJet® Triple Drip Free (55 nozzles) for 60’, 80/90’ Hydraulic Front Fold Boom (5 section)	9428160		\$2,971.00
45, 60, 66’ BOOM ACCESSORIES			
Foam Marker Mounting Kit	9428170	20 lbs.	\$64.00
33 Gallon Foam Marker with Charcoal Tank	9428167	107 lbs.	\$2,602.00
Wheel Assisted Boom Tip Protectors	9488013	27 lbs.	\$248.00
80/90’ BOOM ACCESSORIES			
Foam Marker Mounting Kit	9428170	20 lbs.	\$64.00
33 Gallon Foam Marker with Charcoal Tank	9428168	111 lbs.	\$2,732.00
Hydraulic Glide Suspension System	9428152		\$5,064.00
ACCESSORIES			
2” Flow Meter with digital display for tank fill	9428163	5 lbs.	\$1,709.00
Fence Line Spray Kit, Electric	9428002	5 lbs.	\$241.00
Chemical Eductor Vacuum Flow	9428166	125 lbs.	\$1,899.00
55 Gallon Tank and Mounting for Flushing the Sprayer Tank	9428169		\$1,387.00

REAR TRACTOR MOUNTS RMLE

300 GALLON
400 GALLON
500 GALLON



500 gallon shown

- FEATURES
- Tanks include jet agitation, molded sight gauge, sump and fillwell with no-splash cover
 - Category “2” or “3” rear mount brackets may be used with “Quick Attach” three point hookup
 - Large, convenient platform with safety rail and ladder for easy filling of the tank
 - Retractable, built-in ground stand for storage when empty
 - A clean water tank is conveniently mounted on the rear mount unit
 - Available with three section electric controls for boom spraying

HOW TO ORDER: Choose in this order: 1. Frame 2. Tank 3. Pump 4. Plumbing 5. Controls 6. Boom 7. Accessories

FRAME			
300 Gallon Frame	RMLE300P	615 lbs.	\$3,185.00
400 Gallon Frame	RMLE400P	640 lbs.	\$3,293.00
500 Gallon Frame	RMLE500P	660 lbs.	\$3,390.00
TANK			
300 Gallon Tank	PE300RA	120 lbs.	\$1,528.00
400 Gallon Tank	PE400RA	135 lbs.	\$1,822.00
500 Gallon Tank	PE500RA	180 lbs.	\$2,271.00
PUMPS			
NOTE: For Pump Specifications, see Components Section.			
Hypro® Gear Drive Pump 540 RPM	C9006 540	44 lbs.	\$1,386.00
Hypro® hydraulic pump (C9303HM1) (hose kit included)	9425056	36 lbs.	\$1,580.00
PLUMBING			
Plumbing Kit (3 section)	9465059	28 lbs.	\$521.00
CONTROLS			
3 section electric (plunger valve)	9428175	26 lbs.	\$2,118.00
3 section electric (ball valve)	9428129	35 lbs.	\$2,788.00
3 section electric (ball valve) less Raven® 450 sprayer controller (wheel sensor not included)	9428176	45 lbs.	\$4,678.00
3 section electric (ball valve) with Raven® 450 sprayer controller (wheel sensor not included)	9428115	45 lbs.	\$10,465.00
Astro II GPS Speed Sensor	14071	1 lbs.	\$649.00
TeeJet® 845 Regulator, Flo Meter, Harness, 3 Motor Valves	9428191		\$5,472.00
BOOM/PLUMBING			
NOTE: Order Spray Tips separately (see Component section)			
NOTE: Manual Fold Booms (see Boom section)			
45’ Hydraulic X-Fold Boom without plumbing	9488155	1160 lbs.	\$8,780.00
60’ Hydraulic X-Fold Boom without plumbing	9488158	1275 lbs.	\$11,254.00
TeeJet® Drip Free Plumbing (27 nozzles) for 45’ hydraulic X-fold boom	9428184	20 lbs.	\$1,240.00
TeeJet® Drip Free Plumbing (37 nozzles) for 60’ hydraulic X-fold boom	9428185	25 lbs.	\$1,491.00
TeeJet® Triple Drip Free (27 nozzles) for 45’ Hydraulic X-Fold Boom	9428186	23 lbs.	\$1,664.00
TeeJet® Triple Drip Free (37 nozzles) for 60’ Hydraulic X-Fold Boom	9428187	28 lbs.	\$2,145.00
ACCESSORIES			
Hydraulic Height Adjuster (24” travel) (for X-fold booms)	9428188	210 lbs.	\$2,134.00
Fence Line Spray Kit, Electric	9428002	5 lbs.	\$241.00
Fence Line Spray Kit, Manual	9428003	5 lbs.	\$116.00
Quick Refill (utilizes nurse tank transfer pump for refilling)	CPTK1	15 lbs.	\$272.00
Handgun (includes 25’ of 3/8” hose)	DBHGL	13 lbs.	\$340.00
Foam Marker Mounting Kit	9428036	25 lbs.	\$134.00
33 Gallon Foam Marker (requires mounting kit)	9428156	107 lbs.	\$2,602.00
Feeder Line Filter Kit (60 mesh)	9428068	3 lbs.	\$185.00
Factory setup	SURML		Net. \$1,000.00

30'
45'



FEATURES

- Ideal for small acreage spraying
- Vertical and horizontal breakaway minimizes needless wear and tear
- All hose is 3/4" EPDM chemical resistant rubber

NOTE: Booms are unassembled. Factory setup is available. Demco flotation mechanism (DBFT) is recommended for truss boom.

HOW TO ORDER: Choose: 1. Boom 2. Boom Plumbing 3. Accessories

BOOM WITHOUT PLUMBING

30' Truss Boom without Plumbing	DB30B	272 lbs.	\$2,155.00
45' Truss Boom without Plumbing	DB45B	305 lbs.	\$2,809.00
30' Truss Boom with TeeJet® Drip Free Plumbing (19 nozzles)	DB30DF	281 lbs.	\$2,904.00
45' Truss Boom with TeeJet® Drip Free Plumbing (27 nozzles)	DB45DF	322 lbs.	\$3,747.00

ACCESSORIES

Order Spray Tips separately (see Components section)

3-POINT Mounting Kit

Mounting Brackets to attach Boom to a tractor's 3-point hitch (Category II & III)	DTB3	145 lbs.	\$914.00
---	------	----------	----------

REAR MOUNT Mounting Kit

Mounting Brackets to attach Boom to Demco 300 thru 500 gallon Rear Mount units	9416012	80 lbs.	\$433.00
--	---------	---------	----------

TRAILER Mounting Kit

Universal Mounting Brackets to attach Boom to Trailer Frame	DB9	85 lbs.	\$517.00
---	-----	---------	----------

ACCESSORIES

Factory setup	SUDB		Net. \$335.00
Flotation Mechanism	DBFT	112 lbs.	\$1,210.00
Auto Boom Leveler	DBSAL	50 lbs.	\$844.00
Hydraulic Height Adjuster for trailer and rear mount models (24" travel)	9428009	190 lbs.	\$1,648.00
Hydraulic Boom Wing Leveling	DBHY	26 lbs.	\$876.00
Wheel Assisted Boom Tip Protectors	DBTP	27 lbs.	\$302.00
Fence Line Spray Kit, Electric	9428002	5 lbs.	\$241.00
Fence Line Spray Kit, Manual	9428003	5 lbs.	\$116.00
Convert a 30' Boom to a 45' Boom without Plumbing	DB45EXB	37 lbs.	\$894.00
Convert a 30' Boom to a 45' Boom with TeeJet® Plumbing	DB45EXDF	52 lbs.	\$1,189.00

FEATURES

- The hydraulic X-fold boom requires two sets of remote outlets
- **NEW** Center pilot design for auto leveling ride
- Spring loaded cable ride for cushioning and less swing **NEW HEAVY-DUTY SPRING**
- Hydraulic boom wing leveling.
- Wings fold independently.
- Outer wing breakaway
- Easy access to 3-point pins and hydraulic hookups.
- Available in three versions: 3-point tractor mount, trailer mount or rear mounted tank unit
- Transport width: 10' 8"
- Transport height: 12' 4" estimated (at a 20" spraying height 60' boom) 9' 11" estimated (at a 20" spraying height 45' boom)
- All booms are available with 3/4" high volume plumbing and TeeJet® drip free diaphragm check nozzles with stainless steel hose clamps spaced at 20"
- **NEW** Tips are center inside of boom for better protection
- Trailer mounts include
- **NEW** hydraulic height adjuster (24" travel) and **NEW** nitrogen charged accumulator boom suspension



NOTE: Factory setup is standard. Wings may be removed for shipping.

HOW TO ORDER: Choose: 1. Boom 2. Boom Plumbing 3. Accessories

BOOM WITHOUT PLUMBING

NOTE: If a 60' boom is ordered, Demco recommends the 80-120" wheel spacing trailer.

45' Hydraulic X-Fold Boom 3-Point Mount	9488154	1225 lbs.	\$10,142.00
45' Hydraulic X-Fold Boom Rear Mount	9488155	1160 lbs.	\$8,780.00
45' Hydraulic X-Fold Boom Trailer Mount (Includes Height Adjuster)	9488156	1250 lbs.	\$13,245.00
60' Hydraulic X-Fold Boom 3-Point Mount	9488157	1275 lbs.	\$11,564.00
60' Hydraulic X-Fold Boom Rear Mount	9488158	1275 lbs.	\$11,254.00
60' Hydraulic X-Fold Boom Trailer Mount (Includes Height Adjuster)	9488159	1320 lbs.	\$14,666.00

BOOM PLUMBING

NOTE: Order Spray Tips separately (see Components section)

TeeJet® Drip Free (27 nozzles) for 45' Hydraulic X-Fold Boom	9428184	20 lbs.	\$1,240.00
TeeJet® Drip Free (37 nozzles) for 60' Hydraulic X-Fold Boom	9428185	25 lbs.	\$1,491.00
TeeJet® Triple Drip Free (27 nozzles) for 45' Hydraulic X-Fold Boom	9428186	23 lbs.	\$1,664.00
TeeJet® Triple Drip Free (37 nozzles) for 60' Hydraulic X-Fold Boom	9428187	28 lbs.	\$2,145.00

ACCESSORIES

3-Point Boom Storage Stand	9488160	75 lbs.	\$639.00
Hydraulic Height Adjuster for rear mount models (24" travel)	9428188	210 lbs.	\$2,215.00
Fence Line Spray Kit, Electric	9428002	5 lbs.	\$241.00
Fence Line Spray Kit, Manual	9428003	5 lbs.	\$116.00
Light Kit	9428084	10 lbs.	\$428.00
LTL freight shipments require crating	CRATE2		Net. \$104.00

1200 GALLON



U.S. Patent No. 8,839,999

Extended rear axle spindle mount allows weight to be shifted to the rear, relieving stress on the tractor's front axle and chassis. Units will fit on tractors with or without front duals. Rear duals are required.



Easy access controls



Easy attach tank mounts

NOTE: Tractors with after market dual hubs may require different mounting bolts
Hub spacer assembly is designed for tractors with 520 or narrower rear tractor tires
Front fenders need to be removed on most models
Factory setup is standard for 3-point frame and boom assembly
Not applicable on tractors with mid frame hydraulics and front 3-point
All factory setup units are tested to 90 PSI. 15" nozzle spacing available by special order.Warranty void if mounted on track units
*Tractors equipped with Aftermarket LSW tires require a 2nd hub from JD and a spacer ring for hub
*Not applicable on JD 20 Series Models with 46" rear tires

FEATURES

- Two 600 gallon tanks with 16" fillwells, molded sight gauge, large centered drainage sump and high volume jet agitator
- Tanks are mounted longitudinal for superb visibility
- Tank mounting brackets deliver excellent front to rear weight distribution ratio (25% front; 75%rear) and optimal row crop spraying clearance
- 3 point 80/90' hydraulic front fold boom with leveling linkage and shock absorbers to soften the ride. Live hydraulic control block requires only one set of remote outlets to perform all boom functions
- Boom can be folded to spray in a 60' or an unfolded 80/90' width.
- Unique hydraulic glide suspension system makes the boom wings weightless (see page 15 for details)
- Quick & easy - 3-point (category II or III) rear mount hookup with quick couple plumbing and jack stands for easy installation and removal
- Easy access control panel - makes easy work of preparation, refilling and clean-up
- 100 gallon rinse tank - thoroughly flushes entire system

SPECIFICATIONS

GROUND CLEARANCE: 30"
APPROX WEIGHT: 3870 lbs.
TRANSPORT WIDTH: 16' 11"



HOW TO ORDER: Choose in this order: 1. Tank & Brackets 2. Mounting Brackets 3. 3-Point Frame 4. Pump 5. Plumbing 6. Booms 7. Boom Plumbing 8. Accessories

TANKS & BRACKETS WITH 10 BOLT HUB ASSEMBLY

1200 Gallon, White Tanks, 30" row spacing	9422247	3550 lbs.	\$24,071.00
1200 Gallon, Charcoal Tanks, 30" row spacing	9422246	3550 lbs.	\$24,071.00
1200 Gallon, Yellow Tanks, 30" row spacing	9422245	3550 lbs.	\$24,071.00

TRACTOR MOUNTING BRACKETS (BRACKETS ARE REQUIRED)

Case IH® Magnum™ Tier 4 Emissions System 180, 190, 210, 215, & 230 (Will not fit 4.75 front suspension)	9422197	270 lbs.	\$3,255.00
Tractors with water/fuel separator - relocation kit	6032	5 lbs.	\$77.00
Case IH® MX Magnum™ 180, 200, 210, 220, 230, 240, 255, 270, & 285	9422197	270 lbs.	\$3,255.00
Case IH® MX 215, 245, 275 & 305	9422197	270 lbs.	\$3,255.00
Case IH® Magnum™ Tier 3 Emissions System 245, 275, 305 & ***335	9422197	270 lbs.	\$3,255.00
**Not applicable for 335 with front axle suspension			
Case IH® Magnum™ Tier 4 Emissions System 235, 260, 290, 315 & ***340 & 370	9422225	235 lbs.	\$3,255.00
***340 Tier 4 Emissions System hydraulic hose kit	14063	5 lbs.	\$155.00
Case IH® Magnum™ Tier 4B Emissions System 250, 280, 310, ***340 & 380	9422225	235 lbs.	\$3,255.00
***340 & 380 Tier 4B Emissions System hydraulic hose kit w/ 4 1/2" spindle use 6303 (5" does not work)	14063	5 lbs.	\$155.00
Tractors with 5" Rear Axles 2 required	17054-76		\$1,289.00
Spacer kit for models 380	6303	46 lbs.	\$244.00
Tractors with front suspension that have factory line interference will need a line kit from Case IH®			
Tractors with water/fuel separator - relocation kit	6032	5 lbs.	\$77.00
Challenger® MT645C/D, MT655C/D, MT665C/D, MT675C/D, & MT685C/D with stamped wheels	9422218		\$3,327.00
Massey Ferguson® 8650, 8660, 8670, 8680 & 8690 with stamped wheels	9422218		\$3,327.00
New Holland® TG210, TG215, TG230, TG245, TG255, TG275, TG285, TG305, T8010, T8020, T8030, T8040 & T8050	9422191	340 lbs.	\$3,136.00
New Holland® 4A T8.275, T8.300, T8.330, T8.360 & T8.390 NA for front suspension	9422193	340 lbs.	\$3,255.00
New Holland® 4B T8.320, T8.350, T8.380, T8.410 & T8.435 NA for front suspension	9422236	340 lbs.	\$3,255.00
Spacer kit required on 4B Emission models	6303		\$244.00
Tractors with water/fuel separator - relocation kit	6027	5 lbs.	\$22.00
*John Deere® w/ powershift trans. & HD hubs. 8120, 8220, 8320, 8120, 8220, 8320, 8420, 8520, 8130, 8230			
FT4 8245R, 8270R, 8295R, 8320R, 8335R, 8345R *not applicable on 20 series models w/46" rear tires	9422229	180 lbs.	\$3,255.00
John Deere® FT4 w/ E23 or IVT™ trans. 8130, 8230, 8330, 8430, 8530, 8225R, 8235R, 8245R, 8260R, 8270R, 8285R, 8295R, 8310R, 8320R, 8335R, 8345R, 8360R, 8370R, & 8400R w/ HD hubs	9422248	230 lbs.	\$3,255.00
John Deere® FT4 w/ PS16, E23 & IVT™ trans. 8R 230, 8R 250, 8R 280, 8R 310, 8R 340, 8R 370, 8R 410	9422248	230 lbs.	\$3,255.00
John Deere® 480 EVT	9422268	250 lbs.	\$3,283.00
For tractors with standard Hubs order Kit	6072		\$246.00
Spacer Kit for Aftermarket LSW Tires. (not applicable with new factory installed LSW tires)	6358	35 lbs.	\$125.00
Tractors with water/fuel separator - relocation kit	6139	5 lbs.	\$77.00
Tractors with long frames - require 4" spacer kit	6127	46 lbs.	\$244.00

FRAME

3 Point Frame	9488131		\$5,574.00
---------------	---------	--	------------

PUMPS

Ace Hydraulic Pump (FMC155HYD304) (hose kit included)	9425068	33 lbs.	\$1,946.00
Hypro Hydraulic Pump (C9314HM1) (hose kit included)	9425067	35 lbs.	\$2,099.00

PLUMBING / PUMP MOUNT / BALL VALVES

Raven® Flow Meter, Regulator, & Trailer Wire Harness w/5 Motorized Valves & Plumbing (7 valves max.)	9425084		\$7,918.00
--	---------	--	------------

CONTROLS

Raven® 450 Automatic Rate Control, Power Cable and Astro II GPS Speed Sensor 1Hz	9425088		\$4,555.00
Raven® ECU Automatic Rate Control, Auto Boom Shut Off & Mapping, works with most late model VT	9425096		\$14,938.00
Note: Unlock required from OEM			
TeeJet® Regulator, Flo Meter, Harness, 5 Motor Valves	9425101		\$6,988.00
TeeJet® 845 with GPS Speed	9425102		\$3,248.00

BOOM WITHOUT PLUMBING

NOTE: Warranty is void if mounted on track units.

60', 80/90' Combination Hydraulic Front Fold Boom (Tractor must be equipped with closed center hydraulic system.)	9488137		\$31,428.00
--	---------	--	-------------

FRONT FOLD BOOM ACCESSORIES NOTE: Order Spray Tips Separately

TeeJet® Drip Free (55 nozzles) for 60', 80/90' Hydraulic Front Fold Boom (5 section)	9428159		\$1,938.00
TeeJet® Triple Drip Free (55 nozzles) for 60', 80/90' Hydraulic Front Fold Boom (5 section)	9428160		\$2,971.00
Hydraulic Glide Suspension System (factory installed only) (Tractor must be equipped with closed center hydraulic system.)	9428152	20 lbs.	\$5,064.00

ACCESSORIES

33 Gallon Charcoal Foam Marker	9428168	111 lbs.	\$2,732.00
33 Gallon Yellow Foam Marker	9428157	111 lbs.	\$2,732.00
Fence Line Spray Kit, Electric	9428002	5 lbs.	\$241.00
36" row spacing kit	6044		\$779.00
Tank Sight Gauge (Kit to do one tank)	6202		\$42.00

CASE-IH

MODEL	Inline/Tear Drop 600	SideQuest 1000	SideQuest 1200
MX Magnum 180	9422199	9422197	9422197
MX Magnum 200	9422199	9422197	9422197
MX Magnum 210	9422199	9422197	9422197
MX Magnum 220	9422199	9422197	9422197
MX Magnum 230	9422199	9422197	9422197
MX Magnum 240	9422199	9422197	9422197
MX Magnum 255	9422199	9422197	9422197
MX Magnum 270	9422199	9422197	9422197
MX Magnum 285	9422199	9422197	9422197
MX 215	9422199	9422197	9422197
MX 245	9422199	9422197	9422197
MX 275	9422199	9422197	9422197
MX 305	9422199	9422197	9422197
Magnum 180	9422199	9422197	9422197
Magnum 190	9422199	9422197	9422197
Magnum 210	9422199	9422197	9422197
Magnum 215	9422199	9422197	9422197
Magnum 225	9422199	9422197	9422197
**Magnum 235	N/A	9422225	9422225
Magnum 245	9422199	9422197	9422197
**Magnum 260	N/A	9422225	9422225
Magnum 275	9422199	9422197	9422197
**Magnum 290	N/A	9422225	9422225
*Magnum 305	9422199	9422197	9422197
**Magnum 315	N/A	9422225	9422225
*Magnum 335	9422199	9422197	9422197
**Magnum 340	N/A	9422225	9422225
Magnum 370	N/A	9422225	9422225
Magnum 380	N/A	9422225	9422225
Magnum 250 T4B	9422226	9422225	9422225
Magnum 280 T4B	9422226	9422225	9422225
Magnum 310 T4B	9422226	9422225	9422225
Magnum 340 T4B	9422226	9422225	9422225
Magnum 380 T4B	9422226	9422225	9422225
Stieger 350 (4WD Rowtrac™ & Wheeled)	9422211	***9422207	***9422207
Stieger 400 (4WD Rowtrac™ & Wheeled)	9422211	***9422207	***9422207
Stieger 450 (4WD Rowtrac™ & Wheeled)	9422211	***9422207	***9422207
Stieger 370 (4WD Rowtrac™ & Wheeled)	9422211	***9422207	***9422207
Stieger 420 (4WD Rowtrac™ & Wheeled)	9422211	***9422207	***9422207
Stieger 470 (4WD Rowtrac® & Wheeled)	9422211	***9422207	***9422207
Stieger 450 (4WD Quadtrac® & Wheeled)	9422227	N/A	N/A
Stieger 470 (4WD Quadtrac® & Wheeled)	9422227	N/A	N/A
Stieger 500 (4WD Quadtrac® & HD Wheeled)	9422227	N/A	N/A
Stieger 540 (4WD Quadtrac® & HD Wheeled)	9422227	N/A	N/A
Stieger 550 (4WD Quadtrac® & HD Wheeled)	9422227	N/A	N/A
Stieger 580 (4WD Quadtrac® & HD Wheeled)	9422227	N/A	N/A
Stieger 600 (4WD Quadtrac® & HD Wheeled)	9422227	N/A	N/A
Stieger 620 (4WD Quadtrac® & HD Wheeled)	9422227	N/A	N/A

*305 & 335 equipped with optional suspended front end will only fit 700 & 1000 SideQuest with Class 5 should work on 4.75 scissor suspension.
**Tractors with front suspension that have factory line interference will need a line kit from Case IH®
***Wheeled only

JOHN DEERE

MODEL	Inline/Tear Drop 600	SideQuest 1000	SideQuest 1200
8100	9422068	9422229	9422229
8110	9422068	9422229	9422229
*8120	9422068	9422229	9422229
8130	9422068	9422229	9422229
8130 IVT	9422126	9422248	9422248
8200	9422068	9422229	9422229
8210	9422068	9422229	9422229
*8220	9422068	9422229	9422229
8225R	9422068	9422229	9422229
8225R IVT	9422126	9422248	9422248
8230	9422068	9422229	9422229
8230 IVT	9422126	9422248	9422248
8235R	9422068	9422229	9422229
8235R IVT	9422126	9422248	9422248
8245R	9422068	9422229	9422229
8245R FT4	9422068	9422229	9422229
8245R IVT	9422126	9422248	9422248
8245R IVT/E23 FT4	NA	9422248	9422248
8260R	9422068	9422229	9422229
8260R IVT	9422126	9422248	9422248
8270R	9422068	9422229	9422229
8270R FT4	9422068	9422229	9422229
8270R IVT	9422126	9422248	9422248
8270R IVT/E23 FT4	NA	9422248	9422248
8285R	9422068	9422229	9422229
8285R IVT	9422126	9422248	9422248
8295R	9422068	9422229	9422229
8295R FT4	9422068	9422229	9422229
8295R IVT	9422126	9422248	9422248
8295R IVT/E23 FT4	NA	9422248	9422248
8300	9422068	9422229	9422229
8310	9422068	9422229	9422229
8310R	9422068	9422229	9422229
8310R IVT	9422126	9422248	9422248
*8320	9422068	9422229	9422229
8320R	9422068	9422229	9422229
8320R FT4	9422068	9422229	9422229
8320R IVT	9422126	9422248	9422248
8320R IVT/E23 FT4	NA	9422248	9422248
8330	9422068	9422229	9422229
8330 IVT	9422126	9422248	9422248
8335R FT4	9422068	9422229	9422229
8335R IVT	9422126	9422248	9422248
8345R IVT	9422126	9422248	9422248
8345R IVT/E23 FT4	NA	9422248	9422248
8360R IVT	9422126	9422248	9422248
8370R IVT/E23 FT4	9422126	9422248	9422248
8400	9422068	9422229	9422229
8400R IVT/E23 FT4	NA	9422248	9422248
8410	9422068	9422229	9422229
*8420	9422068	9422229	9422229
8430	9422068	9422229	9422229
8430 IVT	9422126	9422248	9422248
*8520	9422068	9422229	9422229
8530 IVT	9422126	9422248	9422248
8R 230 IVT/E23/PS16	NA	9422248	9422248
8R 250 IVT/E23/PS16	NA	9422248	9422248
8R 280 IVT/E23/PS16	NA	9422248	9422248
8R 310 IVT/E23/PS16	NA	9422248	9422248
8R 340 IVT/E23/PS16	NA	9422248	9422248
8R 370 IVT/E23/PS16	NA	9422248	9422248
8R 410 IVT/E23/PS16	NA	9422248	9422248
8R 410 EVT	NA	9422268	9422268

*8120, 8220, 8320, 8420, & 8520 models equipped with 46” rear tires are not applicable. Models with 50” rear tires will be a long frame.

JOHN DEERE

MODEL	Inline 600	SideQuest 1000	SideQuest 1200
7200R	9422188	9422190	9422190
7215R	9422188	9422190	9422190
7230R	9422188	9422190	9422190
7260R	9422188	9422190	9422190
7280R	9422188	9422190	9422190
7210R	9422188	9422190	9422190
7230R	9422188	9422190	9422190
7250R	9422188	9422190	9422190
7270R	9422188	9422190	9422190
7290R	9422188	9422190	9422190
7310R	9422188	9422190	9422190

*Not applicable on Tractors with mid frame hydraulics and front 3-point.

JOHN DEERE TRACK

T Series	1000 Brackets
9300T	9422258
9320T	9422258
9400T	9422258
9420T	9422258
9430T	9422258
9520T	9422258
9530T	9422258
9620T	9422258
9630T	9422258
8295RT	9422257
8310RT	9422257
8320RT	9422257
8335RT	9422257
8345RT	9422257
8360RT	9422257
8RX 310	9422263
8RX 340	9422263
8RX 370	9422263
8RX 410	9422263
9460RT	9422258
9510RT	9422258
9560RT	9422258
8370RT	9422257
8RT 310	9422257
8RT 340	9422257
8RT 370	9422257
8RT 410	9422257
9470RT	9422258
9520RT	9422258
9570RT	9422258
9RT470	9422258
9RT520	9422258
9RT570	9422258
9RT640	9422258

CHALLENGER

MODEL	SideQuest 1000	SideQuest 1200
MT645C/D	9422218	9422218
MT655C/D	9422218	9422218
MT665C/D	9422218	9422218
MT675C/D	9422218	9422218
MT685C/D	9422218	9422218

JOHN DEERE 4WD

4WD	600 Brackets	1000 Brackets	1200 Brackets
9230	9422210	N/A	9422204
9330	9422210	N/A	9422204
9430	9422210	N/A	9422204
9530	9422210	N/A	9422204
9630	9422210	N/A	9422204
9360R	9422210	N/A	9422204
9410R	9422210	N/A	9422204
9460R	9422210	N/A	9422204
9510R	9422210	N/A	9422204
9560R	9422210	N/A	9422204
9370R	9422243	N/A	N/A
9420R	9422243	N/A	N/A
9470R	9422243	N/A	N/A
9520R	9422243	N/A	N/A
9570R	9422243	N/A	N/A
9620R	9422243	N/A	N/A
9420RX	9422244	9422259	N/A
9470RX	9422244	9422259	N/A
9520RX	9422244	9422259	N/A
9570RX	9422244	9422259	N/A
9620RX	9422244	9422259	N/A
9640RX	9422244	9422259	N/A
9670RX	9422244	9422259	N/A
9RX 490	N/A	9422259	N/A
9RX 540	N/A	9422259	N/A

MASSEY FERGUSON

MODEL	SideQuest 1000	SideQuest 1200
8650	9422218	9422218
8660	9422218	9422218
8670	9422218	9422218
8680	9422218	9422218
8690	9422218	9422218

NEW HOLLAND

MODEL	Inline 600	SideQuest 1000	SideQuest 1200
TG 210	N/A	9422191	9422191
TG 215	N/A	9422191	9422191
TG 230	N/A	9422191	9422191
TG 245	N/A	9422191	9422191
TG 255	N/A	9422191	9422191
TG 275	N/A	9422191	9422191
TG 285	N/A	9422191	9422191
TG 305	N/A	9422191	9422191
T8.275	N/A	*9422193	*9422193
T8.300	N/A	*9422193	*9422193
T8.330	N/A	*9422193	*9422193
T9.110	N/A	*9422193	*9422193
T8.390	N/A	*9422193	*9422193
T8.320	N/A	*9422236	*9422236
T8.350	N/A	*9422236	*9422236
T8.360	N/A	*9422193	*9422193
T8.380	N/A	*9422236	*9422236
T8.410	N/A	*9422236	*9422236
T8.435	N/A	*9422236	*9422236
T8010	N/A	9422191	9422191
T8020	N/A	9422191	9422191
T8030	N/A	9422191	9422191
T8040	N/A	9422191	9422191
T8050	N/A	9422191	9422191
T9.390 4WD	9422211	N/A	9422207
T9.450 4WD	9422211	N/A	9422207
T9.505 4WD	9422211	N/A	9422207
T9.560 4WD	9422211	N/A	9422207

NEW HOLLAND SMART TRACK

MODEL	SideQuest 1000	SideQuest 1200
T8.410	N/A	*9422266
T8.435	N/A	*9422266

FENDT

MODEL	SideQuest 1000	SideQuest 1200
930 Vario	N/A	9422260
933 Vario	N/A	9422260
936 Vario	N/A	9422260
939 Vario	N/A	9422260
942 Vario	N/A	9422260
1038 Vario	N/A	9422267
1042 Vario	N/A	9422267
1046 Vario	N/A	9422267
1050 Vario	N/A	9422267

1000 GALLON



FEATURES

- Two 500 gallon high capacity side mount tanks with 16” fillwell - delivers excellent front to rear weight distribution ratio (25% front: 75% rear)
- Extended rear axle spindle mount allows weight to be shifted to the rear relieving stress on the tractor’s front axle and chassis
- Units will fit on tractors with or without front duals
- Tanks are mounted longitudinal for superb visibility
- Comfortable transport width - 16’ 4” when straddle duals are set on 120” centers
- Flanged fittings provide leak free plumbing

NOTE: Tractors with after market dual hubs may require different mounting bolts

Hub spacer assembly is designed for tractors with 520 or narrower rear tractor tires

Front fenders need to be removed on most models

Not applicable on tractors with mid frame hydraulics and front 3-point

Tractors equipped with Aftermarket LSW tires require a 2nd hub from JD and a spacer ring for hub

HOW TO ORDER: Choose in this order: 1. Tank & Brackets 2. Mounting Brackets 3. Accessories

TANKS AND BRACKETS WITH 10 BOLT HUB ASSEMBLY

1000 Gallon, Yellow Tanks, 30" row spacing	9422253	2080 lbs.	\$19,218.00
1000 Gallon, Charcoal Tanks, 30" row spacing	9422254	2080 lbs.	\$19,218.00
1000 Gallon, Yellow Tanks, 36" row spacing	9422255	2110 lbs.	\$19,762.00
1000 Gallon, Charcoal Tanks, 36" row spacing	9422256	2110 lbs.	\$19,762.00

TRACTOR MOUNTING BRACKETS (BRACKETS ARE REQUIRED)

Case IH® Magnum™ Tier 4 Emissions System 180, 190, 210, 215, 225, & 235 (Will not fit 4.75 front suspension)	9422197	270 lbs.	\$3,255.00
Tractors with water/fuel separator - relocation kit	6032	5 lbs.	\$77.00
Case IH® MX Magnum™ 180, 200, 210, 220, 230, 240, 255, 270, & 285	9422197	270 lbs.	\$3,255.00
Case IH® MX 215, 245, 275 & 305	9422197	270 lbs.	\$3,255.00
Case IH® Magnum™ Tier 3 Emissions System 245, 275, 305 & **335	9422197	270 lbs.	\$3,255.00
*335 with front axel suspension requires a spacer kit	6019	15 lbs.	\$302.00
Case IH® Magnum™ Tier 4 Emissions System 235, 260, 290, 315 & ***340 & 370	9422225	235 lbs.	\$3,255.00
*340 Tier 4 Emissions System hydraulic hose kit	14063	5 lbs.	\$155.00
Case IH® Magnum™ Tier 4B Emissions System 250, 280, 310, ***340 & 380	9422225	235 lbs.	\$3,255.00
*340 & 380 Tier 4B Emissions System hydraulic hose kit w/ 4 1/2" spindle use 6303	14063	5 lbs.	\$155.00
Tractors with 5" Rear Axles 2 required	17054-76		\$1,289.00
Tractors with CVT Transmission require 4" spacer kit	6127	46 lbs.	\$244.00
Tractors with front suspension that have factory line interference will need a line kit from Case IH®			
Tractors with water/fuel separator - relocation kit	6032	5 lbs.	\$77.00
Challenger® MT645C/D, MT655C/D, MT665C/D, MT675C/D, & MT685C/D with stamped wheels	9422218		\$3,327.00
Massey Ferguson® 8650, 8660, 8670, 8680 & 8690 with stamped wheels	9422218		\$3,327.00
New Holland® TG210, TG215, TG230, TG245, TG255, TG275, TG285, TG305, T8010, T8020, T8030, T8040 & T8050	9422191	340 lbs.	\$3,136.00
New Holland® 4A T8.275, T8.300, T8.330, T8.360 & T8.390 NA for front suspension	9422193	340 lbs.	\$3,255.00
New Holland® 4B T8.320, T8.350, T8.360, T8.380, T8.410 & T8.435 NA for front suspension	9422236	340 lbs.	\$3,255.00
Spacer kit required on 4B Emission models	6303		\$244.00
Tractors with water/fuel separator - relocation kit	6027	5 lbs.	\$22.00
John Deere® 7200R, 7215R, 7230R, 7260R, 7280R, 7210R, 7230R, 7250R, 7270R, 7290R & 7310R	9422190	340 lbs.	\$3,136.00
*John Deere® w/ powershift trans. & HD hubs. 8120, 8220, 8320, 8120, 8220, 8320, 8420, 8520, 8130, 8230 FT4 8245R, 8270R, 8295R, 8320R, 8330R, 8335R, 8345R,			
*not applicable on 20 series models w/46" rear tires	9422229	180 lbs.	\$3,255.00
John Deere® FT4 w/ E23 or IVT™ trans. 8130, 8230, 8330, 8430, 8530, 8225R, 8235R, 8245R, 8260R, 8270R, 8285R, 8295R, 8310R, 8320R, 8335R, 8345R, 8360R, 8370R, & 8400R w/ HD hubs	9422248	230 lbs.	\$3,255.00
John Deere® FT4 w/ PS16, E23 & IVT™ trans. 8R 230, 8R 250, 8R 280, 8R 310, 8R 340, 8R 370, 8R 410	9422248	230 lbs.	\$3,255.00
John Deere® 8R 410 EVT	9422268	230 lbs.	\$3,283.00
For tractors with standard Hubs order Kit	6072		\$246.00
Spacer Kit for Aftermarket LSW Tires. (not applicable with new factory installed LSW tires)	6358	35 lbs.	\$125.00
Tractors with water/fuel separator - relocation kit	6139	5 lbs.	\$77.00
Tractors with long frames - require 4" spacer kit	6127	46 lbs.	\$244.00

ACCESSORIES

Plumbing Kit for joining tanks includes 2" quick refill	9470026		\$611.00
Sight Gauge Kit for one tank	6202		\$42.00

1000 GALLON - 40" Row Spacing
1200 GALLON - 30"/36" Row Spacing



U.S. Patent No. 8,839,999



FEATURES

- Two 500 or 600 gallon high capacity side mount tanks with 16" fillwell - delivers excellent front to rear weight distribution ratio (25% front: 75% rear)
- Extended rear axle spindle mount allows weight to be shifted to the rear relieving stress on the tractor's front axle and chassis
- Units will fit on tractors with or without front duals (rear duals are required)
- Tanks are mounted longitudinal for superb visibility
- Transport width - 30" Row Spacing (16'11") when straddle duals are set on 120" centers
- Transport width - 36" Row Spacing (18' 11") when straddle duals are set on 144" centers
- Transport width - 40" Row Spacing (20'3")
- Flanged fittings provide leak free plumbing

NOTE: Tractors with after market dual hubs may require different mounting bolts

Hub spacer assembly is designed for tractors with 520 or narrower rear tractor tires

Front fenders need to be removed on most models

Not applicable on tractors with mid frame hydraulics and front 3-point

Tractors equipped with Aftermarket LSW tires require a 2nd hub from JD and a spacer ring for hub

HOW TO ORDER: Choose in this order: 1. Tank & Brackets 2. Mounting Brackets 3. Accessories

TANKS AND BRACKETS			
1000 Gallon, Yellow Tanks, 40" row spacing	9422241	3550 lbs.	\$20,110.00
1000 Gallon, Charcoal Tanks, 40" row spacing	9422242	3550 lbs.	\$20,110.00

1200 Gallon, White Tanks, 30" row spacing	9422247	3550 lbs.	\$24,071.00
1200 Gallon, Charcoal Tanks, 30" row spacing	9422246	3550 lbs.	\$24,071.00
1200 Gallon, Yellow Tanks, 30" row spacing	9422245	3550 lbs.	\$24,071.00

TRACTOR MOUNTING BRACKETS (BRACKETS ARE REQUIRED)			
Case IH® Magnum™ Tier 4 Emissions System 180, 190, 210, 215, & 225 (Will not fit 4.75 front suspension)	9422197	270 lbs.	\$3,255.00
Tractors with water/fuel separator - relocation kit	6032	5 lbs.	\$77.00
Case IH® MX Magnum™ 180, 200, 210, 220, 230, 240, 255, 270, & 285	9422197	270 lbs.	\$3,255.00
Case IH® MX 215, 245, 275 & 305	9422197	270 lbs.	\$3,255.00
Case IH® Magnum™ Tier 3 Emissions System 245, 275, 305 & **335	9422197	270 lbs.	\$3,255.00
**Not applicable for 335 with front axel suspension			
Case IH® Magnum™ Tier 4 Emissions System 235, 260, 290, 315 & ***340 & 370	9422225	235 lbs.	\$3,255.00
***340 Tier 4 Emissions System hydraulic hose kit	14063	5 lbs.	\$155.00
Case IH® Magnum™ Tier 4B Emissions System 250, 280, 310, ***340 & 380	9422225	235 lbs.	\$3,255.00
***340 & 380 Tier 4B Emissions System hydraulic hose kit w/ 4 1/2" spindle use 6303	14063	5 lbs.	\$155.00
Tractors with 5" Rear Axles 2 required	17054-76		\$1,289.00
Spacer kit for models 380	6303	46 lbs.	\$244.00
Tractors with front suspension that have factory line interference will need a line kit from Case IH®			
Tractors with water/fuel separator - relocation kit	6032	5 lbs.	\$77.00
Challenger® MT645C/D, MT655C/D, MT665C/D, MT675C/D, & MT685C/D with stamped wheels	9422218		\$3,327.00
Massey Ferguson® 8650, 8660, 8670, 8680 & 8690 with stamped wheels	9422218		\$3,327.00
New Holland® TG210, TG215, TG230, TG245, TG255, TG275, TG285, TG305, T8010, T8020, T8030, T8040 & T8050	9422191	340 lbs.	\$3,136.00
New Holland® 4AT8.275, T8.300, T8.330, T8.360 & T8.390 NA for front suspension	9422193	340 lbs.	\$3,255.00
New Holland® 4BT8.320, T8.350, T8.380, T8.410 & T8.435 NA for front suspension	9422236	340 lbs.	\$3,255.00
Spacer kit required on 4B Emission models	6303		\$244.00
Tractors with water/fuel separator - relocation kit	6027	5 lbs.	\$22.00
John Deere® 7200R, 7215R, 7230R, 7260R, 7280R, 7210R, 7230R, 7250R, 7270R, 7290R & 7310R	9422190	340 lbs.	\$3,136.00
*John Deere® w/ powershift trans. & HD hubs. 8120, 8220, 8320, 8120, 8220, 8320, 8420, 8520, 8130, 8230 FT4 8245R, 8270R, 8295R, 8320R, 8330R, 8335R, 8345R,			
*not applicable on 20 series models w/46" rear tires			
John Deere® FT4 w/ E23 or IVT™ trans. 8130, 8230, 8330, 8430, 8530, 8225R, 8235R, 8245R, 8260R, 8270R, 8285R, 8295R, 8310R, 8320R, 8335R, 8345R, 8360R, 8370R, & 8400R w/ HD hubs, 8330IVT	9422248	230 lbs.	\$3,255.00
John Deere® FT4 w/ PS16, E23 & IVT™ trans. 8R 230, 8R 250, 8R 280, 8R 310, 8R 340, 8R 370, 8R 410	9422248	230 lbs.	\$3,255.00
John Deere® 8R 410 EVTTrans	9422268	230 lbs.	\$3,283.00
For tractors with standard Hubs order Kit	6072		\$246.00
Spacer Kit for Aftermarket LSW Tires. (not applicable with new factory installed LSW tires)	6358	35 lbs.	\$125.00
Tractors with water/fuel separator - relocation kit	6139	5 lbs.	\$77.00
Tractors with long frames - require 4" spacer kit	6127	46 lbs.	\$244.00

ACCESSORIES			
Plumbing Kit for joining tanks includes 2" quick refill	9470026		\$611.00
36" row spacing kit	6044		\$779.00
Sight Gauge Kit for one tank	6202		\$42.00



JOHN DEERE® 8RX TRACK TRACTOR MOUNTS



- FEATURES**
- Two 500 gallon high capacity side mount tanks with 16” fillwell
 - Tanks are mounted longitudinal for superb visibility
 - Designed for tractors set on 120” track spacing
 - Not applicable on models with 76” or 80” track spacing
 - 26” Ground Clearance

HOWTO ORDER: Choose in this order: 1. Mounting Brackets

TRACTOR MOUNTING BRACKETS (TANKS INCLUDED)			
John Deere® Models 8RX 310, 8RX 340, 8RX 370, 8RX 410	9422263	2500 lbs.	\$18,595.00

NEW HOLLAND T8 SMART TRACK TRACTOR MOUNTS



- FEATURES**
- Two 600 gallon high capacity side mount tanks with 16” fillwell on 9422265
 - Two 500 gallon high capacity side mount tanks with 16” fillwell on 9422266
 - Designed for 120” track spacing

HOWTO ORDER: Choose in this order: 1. Mounting Brackets

TRACTOR MOUNTING BRACKETS (TANKS INCLUDED)			
New Holland T8.410, T8.435 - 1200 Gallon Charcoal Tanks	9422265	2500 lbs.	\$26,797.00
New Holland T8.410, T8.435 - 1000 Gallon Charcoal Tanks	9422266	2500 lbs.	\$24,551.00

CASE IH® MAGNUM ROWTRAC™ TRACTOR MOUNTS



- FEATURES**
- Two 600 gallon high capacity side mount tanks with 16” fillwell
 - Tanks are mounted longitudinal for superb visibility
 - Designed for 120” track spacing

HOWTO ORDER: Choose in this order: 1. Tanks 2. Mounting Brackets

TRACTOR MOUNTING BRACKETS (TANKS INCLUDED)		
Caselh Magnum Rowtrac 310, 340, 370, 380, 400 - 1200 Gallon Charcoal Tanks	9422261	\$28,489.00
Caselh Magnum Rowtrac 310, 340, 370, 380, 400 - 1000 Gallon Charcoal Tanks	9422262	\$20,077.00

JOHN DEERE® TRACK TRACTOR MOUNTS

- FEATURES**
- Two 500 gallon high capacity side mount tanks with 16” fillwell
 - Tanks are mounted longitudinal for superb visibility
 - Narrow tracks



HOWTO ORDER: Choose in this order: 1. Tanks 2. Mounting Brackets

TANKS (2 REQUIRED)			
500 Gallon Tank	35917	705 lbs.	\$6,248.00
TRACTOR MOUNTING BRACKETS			
John Deere® Models 8310RT, 8335RT, 8295RT, 8320RT, 8345RT, 8360RT, 8370RT, 8RT 310, 8RT 340, 8RT 370, & 8RT 410	9422257	598 lbs.	\$7,700.00
John Deere® 2000-2020 9000 T & RT Models 9320T, 9420T, 9520T, 9430T, 9530T, 9630T, 9460RT, 9470RT, 9510RT, 9520RT, 9560RT, 9570RT, 9RT470, 9RT520, 9RT570, 9RT640	9422258	590 lbs.	\$7,700.00
John Deere® 9RX 490, 9RX 540, 9420RX, 9470RX, 9520RX, 9570RX, 9620RX, 9640RX, 9670RX	9422259	600 lbs.	\$7,403.00

FENDT® TRACTORS TRACK TRACTOR MOUNTS

- FEATURES**
- Fits Fendt 900 Gen 6 & 7 and 1000 row crop tractors
 - 2- 600 g allon high capacity side mount tanks with 16” fillwell
 - Undermount support arms for quick install and removal
 - Front to rear weight ratio 25% front and 75% rear
 - Fits on tractors with or without front duals (rear duals are required)



HOWTO ORDER: Choose in this order: 1. Tanks 2. Mounting Brackets

TRACTOR MOUNTING BRACKETS (TANKS INCLUDED)		
Fendt 900 Vario 930, 933, 936, 939, 942	9422260	\$28,489.00
Fendt 1000 Vario 1038, 1042, 1046, 1050	9422267	\$28,489.00

1200 GALLON



FEATURES

- Two 600 gallon high capacity side mount tanks with 16" fillwell
- Better visibility - tanks are mounted longitudinal for superb visibility
- 21-23" of ground clearance
- 17'-2" transport width

NOTE: Hub spacer assembly is designed for tractors with 520 or narrower tractor tires

HOWTO ORDER: Choose in this order: 1. Tanks 2. Square Tube Mounting Brackets

TANKS AND BRACKETS		
1200 - 2/600 Gallon Yellow Tank	9422200	\$24,985.00
1200 - 2/600 Gallon Charcoal Tank	9422208	\$24,985.00
TRACTOR MOUNTING BRACKETS (REQUIRED)		
*John Deere® 9230, 9330, 9430, 9530, 9630, 9360R, 9410R, 9460R, 9510R & 9560R	9422204	\$3,872.00
Case IH® Steiger® 350, 370, 400, 420, 450 & 470	9422207	\$4,019.00
New Holland® T9.390, T9.450, T9.505 & T9.560	9422207	\$4,019.00
*Tractor must be equipped with front tractor reinforcement kit available from John Deere®		

QUICK TACH 4 WD ARTICULATING TRACTOR MOUNTS

600 GALLON



FEATURES

- Two 300 gallon tanks with dual jet agitation, sump, molded sight gauge and 12" fillwell with no-splash cover
- High clearance brackets include saddles, tank bands, carrier brackets and all necessary bolts for a complete installation
- 22-25" of ground clearance
- Transport width: 15', 16'9" for wide frame

HOWTO ORDER: Choose in this order: 1. Tanks 2. Square Tube Mounting Brackets

TANKS (2 REQUIRED)		
300 Gallon Yellow Tank	9422202	\$1,208.00
300 Gallon Charcoal Tank	9422203	\$1,208.00
TRACTOR MOUNTING BRACKETS (REQUIRED)		
*John Deere® 9230, 9330, 9430, 9530, 9630, 9360R, 9410R, 9460R, 9510R & 9560R	9422210	\$7,246.00
*John Deere® 9370R, 9420R, 9470R, 9520R, 9570R, 9620R	9422243	\$7,246.00
John Deere® 9420RX, 9470RX, 9520RX, 9570RX, 9620RX, 9RX490, 9RX540, 9640RX, 9670RX	9422244	\$8,431.00
**Case IH® Steiger® Wheeled & Rowtrac™ 350, 370, 400, 420, 450, 470, & 500	9422211	\$7,246.00
Not applicable for STX Models		
Case IH® Steiger® Wheeled(Wide Frame) & Quadtrac™ 450, 470, 500, 540, 550, 580, 600 & 620	9422227	\$7,246.00
New Holland® T9.390, T9.450, T9.505 & T9.560	9422211	\$7,246.00
New Holland® T9.600, T9.615, T9.645, T9.670 & T9.700	9422227	\$7,246.00
*Tractor must be equipped with front tractor reinforcement kit available from John Deere®		

FEATURES

- 600 gallon capacity with dual jet agitation, sump, molded sight gauge and fillwell with no-splash cover
- Poly baffle
- High clearance brackets allow for approximately 30" of ground clearance
- Transport width: 16'6"

NOTE: Do not exceed the tractor manufacturer's frame load capacity recommendation. Not applicable on tractors with front duals. 60" front wheel spacing required. 60" diameter x 16" wide maximum front tire. Check tractor frame interference when equipped with front 3-point. Not applicable on Tractors with mid frame hydraulics and front 3-point.

HOW TO ORDER: Choose in this order: 1. Tank 2. Tractor Mounting Brackets 3. Pump/Plumbing/Controls 4. Accessories

TANK (2 REQUIRED)			
300 gallon	PC300A	130 lbs.each	\$1,822.00
TRACTOR MOUNTING BRACKETS			
Case IH® MX Magnum™ 180, 200, 210, 220, 230, 240, 255, 270 & 285 (Tractors with suspended beam front axle require relocating accumulator)			
600 gallon	9422199	1195 lbs.	\$6,435.00
Case IH® MX 215, 245, 275 & 305 (Tractors with suspended beam front axle require relocating accumulator)			
600 gallon	9422199	1195 lbs.	\$6,435.00
Case IH® Magnum™ Tier 3 Emissions System 245, 275, 305 & 335* (Tractors with suspended beam front axle require relocating accumulator)			
600 gallon	9422199	1195 lbs.	\$6,435.00
Case IH® Magnum™ Tier 4 Emissions System 180, 190, 210, 215, 225 (Tractors with suspended beam front axle require relocating accumulator)			
(Will not fit 4.75 front suspension)			
Tractors with optional water/fuel separator - relocation kit	6032	5 lbs.	\$77.00
600 gallon	9422199	1195 lbs.	\$6,435.00
Case IH® Magnum™ Tier 4B Emissions System 250, 280, 310, 340 & 380 (Tractors with suspended beam front axle require relocating accumulator)			
(Will not fit 4.75 front suspension)			
Tractors with optional water/fuel separator - relocation kit	6032	5 lbs.	\$77.00
600 gallon	9422226	1195 lbs.	\$6,435.00
New Holland® T8.275, T8.300, T8.330, T9.110 & T8.390			
Tractors with optional water/fuel separator - relocation kit	6027	5 lbs.	\$22.00
John Deere® 7200R, 7215R, 7230R, 7260R, 7280R, 7210R, 7230R, 7250R, 7270R, 7290R, & 7310R			
600 gallon	9422188	1028 lbs.	\$6,435.00
John Deere® with power shift transmissions 8100, 8200, 8300, 8400, 8110, 8210, 8310, 8410, 8120, 8220, 8320, 8420, 8520, 8130, 8230, 8330, 8430, 8225R, 8235R, 8245R, 8260R, 8270R, 8285R, 8295R, 8310R, 8320R & 8335R			
600 gallon	9422068	1028 lbs.	\$6,435.00
600 gallon	9422126	1058 lbs.	\$7,221.00


PLUMBING/CONTROLS (PUMP NOT INCLUDED) NOTE: FOR PUMP, SEE COMPONENTS SECTION			
Plumbing kit (3 section electric)	9470013	65 lbs.	\$2,430.00
Quick refill (2" quick couplers)	PTCTK1	15 lbs.	\$254.00

ACCESSORIES			
Roll-away Jack Stands	9470015	92 lbs.	\$612.00
Quick Refill (1 1/2" quick couplers)	9470009	15 lbs.	\$185.00
Quick Refill (2" quick couplers)	PTCTK1	15 lbs.	\$254.00

MECHANICAL FRONT WHEEL DRIVE TRACTORS



GROUND DRIVEN PUMPS



FEATURES

- Lil' Thumper piston pumps can be mounted on most planters and will adapt to other application equipment
- Ground wheel drive assures accurate rate of application regardless of speed - rate is easily set by dial pointer
- All parts in contact with solution have unequaled corrosion resistance for years of service
- 1-1/2" FPT / 200 Flange, inlet and outlet ports - recommended operating pressure 20 - 40 PSI

Single piston pump has 7.35 GPM output at 100 RPM full stroke

Double piston pump has 14.7 GPM output at 100 RPM full stroke. Maximum RPM 210. Maximum operating pressure 100 PSI

NOTE: Any amount of liquid fertilizer, with or without additives, may cause germination damage when placed in direct contact with the seed.

Single and Double Piston Pumps

Single			
Lil'Thumper Single Piston 1.25" diameter solid shaft	5232	52 lbs.	\$2,076.00
Lil'Thumper Single Piston with clutch, less shut-off	5230	70 lbs.	\$2,134.00
Double			
Lil'Thumper Double Piston with 35/32 double sprocket	5802	105 lbs.	\$3,419.00

Piston Pump Parts

Wiper Replacement Kit with O Rings	5224	\$48.00
Stack Pack Sub-assembly	5136	\$223.00
Clamp Small for Piston Pump	01539	\$5.93
Clamp Large for Piston Pump	01535	\$11.54
Cylinder Housing - Piston Pump	01534	\$67.00
Manifold Intake Exhaust for Piston Pump	01536	\$86.00
Piston UHMW for Piston Pump	01168	\$125.00
Seal Oil Drive Hub for Piston Pump - Adjustable Side	01517	\$29.00
Seal Oil Drive Hub for Piston Pump - Sprocket Side	11929	\$41.00
Wrench Plated for Piston Pump	11521-95	\$21.00
Slide Chart for Piston Pump	01582	\$18.27
Intake Manifold Check Valve Blue for Piston Pump	01320	\$54.00
Intake Manifold Check Valve Red for Piston Pump	01321	\$54.00

Round Tanks (without agitation)

Gallons	Fillwell	Outlet	Measurements			
14	5"	1/2"	14" x 31"	P14 14	11 lbs.	\$190.00
55	5"	3/4"	23" x 37"	P55 23	20 lbs.	\$389.00
110	5"	3/4"	24" x 59"	P110 24	40 lbs.	\$497.00
150	8"	1 1/4"	30" x 56"	P150 30	50 lbs.	\$624.00
150	8"	1 1/4"	32" x 52"	P150 32	50 lbs.	\$706.00
200	8"	1 1/4"	32" x 65"	P200 32	64 lbs.	\$820.00

Round Tanks (with agitation)

55	5"	(1) 1 1/4"	23" x 37"	P55 23A	20 lbs.	\$455.00
110	5"	(1) 1 1/4"	24" x 59"	P110 24A	40 lbs.	\$569.00
150	8"	(1) 1 1/4"	30" x 56"	P150 30A	50 lbs.	\$695.00
150	8"	(1) 1 1/4"	32" x 52"	P150 32A	50 lbs.	\$782.00
200	8"	(1) 1 1/4"	32" x 65"	P200 32A	64 lbs.	\$914.00
300	8"	(1) 1 1/4"	38" x 76"	P300 38A	92 lbs.	\$1,028.00

Tank Saddles (for tank #)

P25 23, P25 23A, P55 23, P55 23A	PS23	14 lbs.	\$278.00
P85 24, P85 24A, P110 24, P110 24A	PS24	30 lbs.	\$406.00
P110 30, P110 30A, P150 30, P150 30A	PS30	40 lbs.	\$461.00
P200 32, P200 32A	PS232A	80 lbs.	\$659.00

Elliptical Tanks (without agitation)

150	10"	1 1/4"	24" x 38.5" x 56"	PE150R	55 lbs.	\$902.00
200	8"	1 1/4"	26" x 41" x 66"	PE200R	85 lbs.	\$1,014.00
300	8"	1 1/4"	30" x 48" x 70"	PE300R	120 lbs.	\$1,304.00
400	8"	1 1/4"	36" x 57" x 69"	PE400R	135 lbs.	\$1,594.00
500	8"	1 1/4"	36" x 57" x 82"	PE500R	180 lbs.	\$2,050.00
500	16"	1 1/4"	36" x 48" x 92"	PE500	188 lbs.	\$2,236.00

Elliptical Tanks (with agitation)

150	10"	(1) 1 1/4"	24" x 38.5" x 56"	PE150RA	56 lbs.	\$1,028.00
200	8"	(1) 1 1/4"	26" x 41" x 66"	PE200RA	86 lbs.	\$1,239.00
300	8"	(1) 1 1/4"	30" x 48" x 70"	PE300RA	121 lbs.	\$1,528.00
400	8"	(1) 1 1/4"	36" x 57" x 69"	PE400RA	136 lbs.	\$1,822.00
500	8"	(1) 1 1/4"	36" x 57" x 82"	PE500RA	181 lbs.	\$2,271.00
500	16"	(1) 2"	36" x 48" x 92"	PE500A	189 lbs.	\$2,642.00

Tank Saddles (for tank #)

PE150R, PE150RA	PS150RA	75 lbs.	\$591.00
PE200R, PE200RA	PS200RA	80 lbs.	\$689.00
PE300R, PE300RA	PS300RA	90 lbs.	\$745.00
PE400R, PE400RA	PS400RA	128 lbs.	\$865.00
PE500R, PE500RA	PS500RA	158 lbs.	\$975.00
PE750, PE750A	SKD750	315 lbs.	\$1,657.00
PE1000, PE1000A - special order, min of 10	SKD1000	380 lbs.	\$2,419.00
PE1600 - special order, min of 10	SKD1600	630 lbs.	\$3,891.00

1 Includes 16" Fliptop Manway 2 Includes Baffle 3 Shallow Sump 4 Deep Sump

POLYETHYLENE

FEATURES

- All tanks include sump, molded gallonage markings, o-rings and polypropylene outlet fittings
- Tanks with agitation include extra outlets and jet agitation for Demco sprayers



Saddle bands and hardware are included



Saddle bands and hardware are included

POLYETHYLENE




PA200 24C

SA24 200


Saddle bands and hardware are included



Cut-away Side Tanks (with agitation)						
Gallons	Fillwell	Outlet	Measurements			
200	8"	1 1/4"	24" x 54" x 46"	PA200 24C ④	84 lbs.	\$853.00
250	8"	1 1/4"	24" x 60" x 51"	PA250 24C ④	100 lbs.	\$1,056.00
Cut-away Side Tank Saddles (need 2 for set)						
200 gallon (PA200 24C) 1 side				SA24 200	88 lbs.	\$575.00
250 gallon (PA250 24C) 1 side				SA24 250	92 lbs.	\$575.00
Side Tanks (with agitation)						
300	16"	1 1/4"	36" x 35" x 69"	PC300A ① ② ③	130 lbs.	\$1,822.00
Side Teardrop Tanks (with agitation)						
300 Yellow	12"	1 1/4"	44" x 36" x 62"	9422202 ⑤	110 lbs.	\$1,208.00
300 Charcoal	12"	1 1/4"	44" x 36" x 62"	9422203 ⑤	110 lbs.	\$1,208.00
Teardrop Tank Saddles						
300 gallon Teardrop				9422237	200 lbs.	\$746.00
Side Tanks (with agitation)						
300	16"	1 1/4"	31" x 49" x 56"	P300 31 ④	108 lbs.	\$1,338.00
Side Tank Saddles						
300 gallon (P300 31)				S31 300	175 lbs.	\$682.00
SideQuest® Tanks (with 200 Flange outlet, 100 Flange agitation & saddle)						
500 Yellow	16"		26" x 72" x 102"	35917	705 lbs.	\$6,248.00
500 Charcoal	16"		26" x 72" x 102"	35918	705 lbs.	\$6,248.00
SideQuest® Tanks (with 200 Flange outlet, 100 Flange agitation)						
500 Yellow	16"		26" x 72" x 100"	17365	250 lbs.	\$3,883.00
500 Charcoal	16"		26" x 72" x 100"	17366	250 lbs.	\$3,883.00
SideQuest® Tanks (with 200 Flange outlet, 100 Flange agitation & saddle & shut-off Valve)						
600 Yellow	16"		30" x 72" x 105"	35864	1050 lbs.	\$7,089.00
600 Charcoal	16"		30" x 72" x 105"	35865	1050 lbs.	\$7,089.00
600 White	16"		30" x 72" x 105"	35876	1050 lbs.	\$7,021.00
SideQuest® Tanks (with 200 Flange outlet, 100 Flange agitation)						
600 Yellow	16"		30" x 72" x 102"	14015	260 lbs.	\$3,772.00
600 Charcoal	16"		30" x 72" x 102"	14015C	260 lbs.	\$3,772.00
600 White	16"		30" x 72" x 102"	14015W	260 lbs.	\$3,772.00


① Includes 16" Fliptop Manway ② Includes Baffle ③ Shallow Sump ④ Deep Sump


Fresh Water Tank		
	2 1/2 gallon Fresh Water Tank with Universal Mounting Bracket	
	6054	\$121.00

Replacement Fillwell Covers		
	PL5A	
5" diameter lid with ball vent	PL5A	\$36.00
5" diameter lid with step vent	15388	\$36.00
	09319	
8" diameter lid with splash baffle (with fillwell)	09319	\$45.00
10" threaded replacement fillwell cover	5478R	\$51.00
10" threaded replacement fillwell	5479R	\$41.00
12" threaded replacement fillwell cover	12226	\$54.00
16" threaded replacement fillwell cover (complete)	5470R	\$124.00
4" diameter replacement lid with vent for 16" threaded tank lid	PL4	\$50.00
16" threaded replacement fillwell	5052R16	\$57.00
Stainless steel screw	12108	\$0.22



	5486A	
16" fliptop lid & fillwell (new style)	5486A	\$163.00
Stainless steel screw (10 required)	12108	\$0.22
Replacement gasket - fits 3/16" groove	10905	\$75.00
Replacement gasket for old style (5486R) - fits 5/16" groove	5486G	\$40.00


Flanged Tank Fittings		
	1" flange fitting	FTF100 \$59.00
	1" replacement gasket	14625 \$5.28
	2" flange fitting	FTF200 \$69.00
	2" replacement gasket	14624 \$7.40
	2" full port (50 Series)	FTF220BD \$113.00
	2" full port gasket (inside) (4 required) (SideQuest, RM600)	BF200GFE \$5.31
	2" full port gasket (outside)	13081 \$18.11

Polyethylene Tank Fittings				
Ace Fittings		Hole Size Requirement		
	1/2" double thread	1 1/4"	P012DA	\$31.00
	3/4" double thread	1 3/4"	P034DA	\$23.00
	1" double thread	1 3/4"	P100DA	\$23.00
	1 1/4" double thread	2 1/4"	P114A	\$31.00
	1 1/4" double thread	2 1/4"	P114AV	\$59.00
	1 1/2" double thread	3"	P112A	\$32.00

Tank Fittings			
Hole size requirements for poethylene tanks are: 1/2" outlet fittings require a 1 1/2" diameter hole. 1 1/4", 1 1/2", & 2" outlet fittings require a 2 3/4" diameter hole. EPDM gasket.			
	1/2"	P012DN	\$43.00
	2"	P200	\$66.00
	2" double thread	P200D	\$58.00
	2" anit-vortex	P200PAV	\$66.00

Jet Agitation Assembly			
Ace Agitators			
Hole size requirements for tanks are: 1 1/4"			
	S3371P		
	D3371PSA		
Single agitation for 110 gal. tanks or smaller	S3371PA	\$74.00	
Double agitation for polyethylene tanks	D3371PSA	\$88.00	

	09941		
	5044 1	\$8.00	
Jet agitation wand	5044 1	\$8.00	
High volume jet agitation wand	09941	\$111.00	

Replacement Tank Straps			
	1 3/4" strap/ft.	05367	\$2.84
	4" strap/ft.	03728	\$4.89
Attaching Hardware			
	Anchor for 1/3/4" strap	05785-95	\$7.63
	Anchor for 4" strap	05784-95	\$12.74
	5/16"x4" bolt for 1 3/4" strap	04352	\$1.08
	3/8"x5" bolt for 4" strap	01885	\$0.97

Flanged Tank Fittings



Three section manual control for centrifugal pump systems. Inlet: 1" Outlet: 3/4" Capacity: 27 GPM at 30 PSI (Includes 4" pressure gauge)

CP3B3HV	22 lbs.	\$985.00
---------	---------	----------

Electric Control



Motorized Ball Valve three section electric control for centrifugal pump systems. Inlet: 1 1/4" Outlet: 3/4"

	9428129	45 lbs.	\$2,788.00
Replacement Console	3318		\$725.00
Gauge (Glycerine filled)	12118		\$129.00
Union Fitting	21486NY		\$9.21

Electric Control



Plunger Valve three section controls for centrifugal pump systems. Inlet: 1" Outlet: 3/4" Capacity: 27 GPM at 30 PSI

	9428175	26 lbs.	\$2,118.00
Replacement Console	3318		\$725.00
Gauge (Glycerine filled)	12118		\$129.00
15' Extension Cable	21720 15		\$176.00
Union Fitting	21486NY		\$9.21

Electric Control



Single section controls for centrifugal pump systems. Inlet: 3/4" Outlet: 3/4"

	CPER	11 lbs.	\$1,047.00
Replacement Console	5120		\$315.00
with 15' Harness			
Replacement Gauge	01072		\$69.00

Raven® 450 Sprayer Control



The data window in the SCS450 console continually displays the actual rate of spray application. A variety of other spraying information is also available in the rate window on command.

450 (3 Section)	9428043	\$10,612.00
450 (5 Section)	9428045	\$11,019.00
Replacement Components		
Flow meter	5890	\$1,350.00
Proximity wheel sensor	10308	\$225.00
1" regulating butterfly valve	10311	\$916.00
Speed sensor 12' harness	10046	\$333.00
Speed sensor 18' harness	11430	\$225.00
Console to hitch harness	10960	\$934.00
Hitch to valve harness with packard valve plugs (37') 16 pin	10959	\$1,156.00
Hitch to valve harness with packard valve plugs (24') 16 pin	12851	\$1,679.00

TeeJet® 845 Sprayer Control



The TeeJet 845 console is equipped with color screen display, master on/off switch, 5 switch boom selection as well as regulation indicator. Variety of spraying information on display window.

845 Console/monitor	10802	\$3,559.00
Flow meter	09458	\$1,339.00
5 section	16656	\$2,843.00
3 section	16655	\$1,719.00
Regulating valve	17577	\$394.00
25' harness hitch to valve	17578	\$1,109.00
Astro speed sensor	17552	\$659.00
Harness console to hitch	10799	\$923.00

Hypro® Gear-driven Centrifugal Pump

Viton® shaft seal standard. Cast iron body, molded nylon impeller. Planetary gear drive and bearings are factory lubricated. Ports: 1 1/2" NPT suction, 1 1/4" NPT discharge. Max. pressure: 80 PSI. Max. output: 106 GPM at open discharge at 20 PSI on 9006 & 9016. Max. output: 110 GPM at open discharge at 20 PSI on 9008, 9018 & 9028.



540 RPM tractor mounted pump. For 1 3/8" PTO. 47 GPM @ 60 PSI (540 RPM)	C9006 540	44 lbs.	\$1,386.00
1000 RPM tractor mounted pump. For 1 3/8" PTO. 70 GPM @ 60 PSI (1000 RPM)	C9008 1000	45 lbs.	\$1,509.00
1000 RPM tractor mounted pump. For 1 3/4" PTO. 70 GPM @ 60 PSI (1000 RPM)	C9028 1000	48 lbs.	\$1,750.00
540 RPM frame mounted pump. (1" diameter stub shaft) 47 GPM @ 60 PSI (540 RPM)	C9016 540	41 lbs.	\$1,439.00
1000 RPM frame mounted pump. (1" diameter stub shaft) 70 GPM @ 60 PSI (1000 RPM)	C9018 1000	42 lbs.	\$1,421.00
Viton® Seal Repair Kit	5564		\$79.00
Silicone Carbide Seal Repair Kit. Excellent Life Guard™ survivability	3430 0591		\$292.00

Hypro® Belt-driven Centrifugal Pump

Includes 12 groove belt drive. The Cast iron body and epoxy coating inside and out provides excellent protection from corrosion as well as a stainless steel shaft and Viton® mechanical seal.



1 1/4" x 1" pump, 600 RPM for 1" solid shaft. 54 GPM at 60 PSI (540 RPM)	C9402 540S	45 lbs.	\$1,354.00
1 1/4" x 1" pump, 600 RPM w/ 1 3/8" PTO, 6 spline, quick coupler. 98 GPM at 60 PSI (540 RPM)	C9402 540Q	45 lbs.	\$1,354.00
1 1/2" x 1 1/4" pump, 600 RPM for 1" solid shaft. 98 GPM at 60 PSI (540 RPM).	C9403 540S	45 lbs.	\$1,528.00
Viton® Seal Repair Kit	5565		\$87.00
Silicone Carbide Seal Repair Kit. Excellent Life Guard™ survivability	3430 0589		\$280.00
1000 RPM 12 Groove Belt	3100 0005		\$95.00
540 RPM 12 Groove Belt	3100 0006		\$128.00
540 RPM Cogged Belt F/9401 Series	3103 0009		\$101.00
1000 RPM Cogged Belt F/9401 Series	3103 0010		\$80.00

Hypro® Centrifugal Pump with Hydraulic Motor

The Hypro® centrifugal pump is made of pressure tested epoxy coated cast iron housing with a closed-type, molded nylon impeller mounted on a hardened stainless steel shaft. The epoxy coating on the housing provides for superior internal chemical and abrasion resistance for longer pump life, as well as extra protection of the external surface of the pump. 180 PSI maximum spraying pressure. C9303HM2 includes a restrictor orifice. Standard Viton® shaft seals unless noted.



8-15 GPM motor with 1 1/2" x 1 1/4" cast iron pump.			
104 GPM @ 60 PSI.(3000 PSI. maximum @ remote outlet)	C9303HM1	26 lbs.	\$1,300.00
4-8 GPM motor with 1 1/2" x 1 1/4" cast iron pump			
50 GPM @ 60 PSI. (3000 PSI maximum @ remote outlet)	C9303HM2	26 lbs.	\$1,300.00
10-20 GPM oil flow 2" x 2" for closed/open center systems.120 PSI maximum pressure,			
207 GPM @ 60 PSI Includes Life Guard™ seal and 220 Flanged ports.			
(3000 PSI maximum @ remote outlet)	C9314HM1	41 lbs.	\$1,711.00
Viton® Seal Repair Kit	5565		\$87.00
Silicone Carbide Seal Repair Kit. Excellent Life Guard™ survivability	3430 0589		\$280.00
Repair Kit for Orbit Motor - Serial number 18196 and earlier	3430 0178		\$140.00
Repair Kit for Orbit Motor - Serial number 18196 later	17085		\$111.00
8" Hydraulic Hose Kit	9428103		\$143.00

Ace Belt-driven Centrifugal Pumps

With Pulleys, 10 groove belt and Viton® seals. 0-70 PSI. 1 1/4" suction x 1" discharge. Sprays 48 GPM at 40 PSI when driven by 540 RPM PTO.



Cast iron pump for direct mounting on 1 3/8" 600 RPM PTO shaft.	PTOC600 10QC	46 lbs.	\$1,459.00
Pump is equipped with quick coupler			
Cast iron pump for direct mounting on 1 3/8" 1000 RPM PTO shaft. Pump is equipped	PTOC1000 10	43 lbs.	\$1,590.00
with 21 spline split PTO drive shaft & split ring locking collar			
Cast iron pump. 1" dia. stub shaft and integral mounting base for 600 RPM	PTOC600 10B	42 lbs.	\$1,411.00
Tumblerod drive shaft			
Replacement cast iron pump	FMC Mia	18 lbs.	\$719.00
Pump Seal Repair Kit	RKFMC		\$95.00
540 RPM 10 Groove Belt	BAC28 10		\$70.00
1000 RPM 10 Groove Belt	BAC28 10M		\$66.00

Ace Belt-driven Centrifugal Pumps

With Pulleys, 10 groove belt and Viton® seals. High Performance. 0-100 PSI. 1 1/2" suction x 1 1/4" discharge. Sprays 85 GPM at 40 PSI when driven by 540 RPM PTO.



Cast iron pump for direct mounting on 1 3/8" 600 RPM PTO shaft. With quickcoupler	PTOC600QC150	51 lbs.	\$1,674.00
Cast iron pump. 1" dia. stub shaft and integral mounting base for 600 RPM			
Tumblerod drive shaft	PTOC600 10B150	52 lbs.	\$1,637.00
Cast iron pump for direct mounting on 1 3/4" 1000 RPM PTO shaft. With 20 spline			
PTO shaft & locking collar	PTOC1000 175	50 lbs.	\$1,674.00
Pump Seal Repair Kit	RKFMC150		\$97.00
540 RPM 10 Groove Belt	BAC28 10 150		\$89.00
1000 RPM 10 Groove Belt	BAC28 10M150		\$65.00

Ace Hydraulic Pumps



1 1/4" x 1" 125 Series frame mounted centrifugal, hydraulic driven pump. 0-100 PSI at max. 75			
GPM at open discharge. Tractor hydraulic system must have 4-13 GPM of hydraulic fluid			
available to the sprayer pump from the tractor remote outlet (at 1000 PSI)	FMCHYD204	26 lbs.	\$1,483.00
1 1/2" x 1 1/4" 155 Series frame mounted centrifugal, hydraulic driven pump. 0-120 PSI at			
max. 100 GPM at open discharge. Tractor hydraulic system must have 7-16 GPM	17507	31 lbs.	\$1,536.00
of hydraulic fluid available to the sprayer pump from the tractor remote outlet (at 1000 PSI)			
1 1/2" x 1 1/4" 155 Series frame mounted centrifugal, hydraulic driven pump. 0-120 PSI at			
max. 100 GPM at open discharge. Tractor hydraulic system must have 7-16 GPM			
of hydraulic fluid available to the sprayer pump from the tractor remote outlet (at 1000 PSI).	17508	38 lbs.	\$1,828.00
Flanged/Threaded ports & silicon carbide seal.			
2" x 1 1/2" frame mounted centrifugal, hydraulic driven pump. 0-120 PSI at max. 200 GPM			
at open discharge. Tractor hydraulic system must have 11-20 GPM of hydraulic fluid			
available to the sprayer pump from the tractor remote outlet (at 1000 PSI) Flanged/Threaded			
ports & silicon carbide seal.	FMC200HYD304	33 lbs.	\$1,737.00
Viton® Pump Seal Repair Kit. (125, 150, & 200 Series)	RKFMC		\$95.00
Silicone Carbide Seal (125, 150, & 200 Series)	13563		\$174.00
Silicone Carbide Seal (155 Series)	17361		\$310.00
Hydraulic Orbit Motor Repair Kit (for 204, 206, 210)	RKBAC75HYDL		\$109.00
Hydraulic Orbit Motor Repair Kit. (for 304)	RKBAC75HYD300L		\$163.00
8' Hydraulic Hose Kit	9428103		\$143.00

Hypro® Roller Pumps

4000 Series (Viton® seals, 4 polypropylene rollers, 3/4" NPT Ports, Max cap: 3.3GPM @ 150 PSI, 4.4 @ 50 PSI. Max pressure 150 PSI)			
Hypro® 1800 RPM cast iron pump	C4001	5 lbs.	\$242.00
"Silver Cast" 1800 RPM pump	XL4001	5 lbs.	\$624.00
Hypro® 2600 RPM cast iron pump	C4101	5 lbs.	\$239.00
"Silver Cast" 2600 RPM pump	XL4101	5 lbs.	\$630.00
Pump Repair Kit (includes rollers, seals, & O-ring)	3430 0158	5 lbs.	\$58.00



C4101

6500 Series (Viton® seals, 6 polypropylene rollers, 3/4" NPT Ports, Max cap: 21.8GPM @ 1200RPM, 18.2GPM @ 1000RPM, 9.7GPM @540RPM. Max pressure 300 PSI)			
Hypro® cast iron pump	C6500	8.5 lbs.	\$255.00
Hypro® "Silver Cast" pump	XL6500	9 lbs.	\$785.00
1 3/8" multi-speed quick coupler for 6500 series	1321 0012		\$59.00
Pump Repair Kit (includes rollers, seals, & O-ring)	3430 0380		\$67.00



XL7560

7560 Series (Viton® seals, 8 polypropylene rollers, 3/4" NPT Ports and 15/16" solid shaft. Max cap: 22.5GPM @ 1000RPM, 12GPM @ 540RPM. Max pressure 300 PSI)			
Hypro® cast iron pump	C7560	13 lbs.	\$352.00
Hypro® "Silver Cast" pump	XL7560	13 lbs.	\$981.00
1 3/8" multi-speed quick coupler for 7560 series	1321 0013		\$64.00
Pump Repair Kit (includes rollers, seals, & O-ring)	3430 0167		\$92.00

NOTE: For chemical applications such as Roundup®, XL series should be used.

1700 Series (Viton® seals, 5 polypropylene rollers, 1" NPT Ports and 15/16" solid shaft. Max cap: 45GPM @ 1000RPM, 25GPM @ 540RPM. Max cap: .Max pressure 200 PSI)			
Hypro® cast iron pump	C1700	19 lbs.	\$508.00
Hypro® "Silver Cast" pump	XL1700	20 lbs.	\$1,421.00
1 3/8" multi-speed quick coupler for 1700 series	1321 0013		\$64.00
Pump Repair Kit (includes rollers, seals, & O-ring)	3430 0161		\$96.00

12 Volt Electric Pumps

Continuous duty motor and positive displacement diaphragm pump (Viton® valves, totally bypass at 45 PSI, 1.8 GPM max., 4.7 amp draw at 30 PSI, 3/8" FPT ports)

	8000 543 150	5 lbs.	\$170.00
Santoprene (EPDM) Valve Kit (for foam markers)	94 391 06		\$67.00
Viton® Valve Kit (for sprayers)	94 391 09		\$128.00
Diaphragm Kit	94 395 06		\$65.00



8000 543 150

Intermittent duty motor and positive displacement diaphragm pump (3 GPM max, 45 PSI max., 8.6 amps draw at 30 PSI. 1/2" PMT ports.)

	2088 343 135	6 lbs.	\$386.00
Viton® Valve Kit	94 232 05		\$145.00

Heavy duty motor and positive displacement diaphragm pump (Viton® valves, totally bypass at 60 PSI, 5 GPM max., 9 amp draw at 20 PSI, 1/2" FPT ports)

	12981	7 lbs.	\$531.00
Viton® Valve assembly	13028		\$78.00
Upper housing assembly	13030		\$136.00



12981

Gasoline Driven Straight Centrifugal Pumps

Pump with 3.5 HP Briggs & Stratton engine (Viton® seals are standard. Engine is equipped with ball bearings, rewind starter, and a manual throttle to control engine speed. Pump delivers 18 GPM @ 30 PSI. Pump must be initially primed or seals will be damaged. 1" x 3/4" port size)

	DAC135	28 lbs.	\$1,273.00
--	---------------	---------	------------

Pump with 3 HP Honda® engine (Viton® seals are standard. Engine is equipped with ball bearings, rewind starter, and a manual throttle to control engine speed. Pump delivers 12 GPM @ 50 PSI. Pump must be initially primed or seals will be damaged. 1" x 3/4" port size)

	DAC135H	28 lbs.	\$1,802.00
--	----------------	---------	------------

Pump Repair Kit (for DAC135 Series)

	13314	1 lb.	\$119.00
--	--------------	-------	----------

Pump with 5.5 HP Honda® engine (Viton® seals are standard. Engine is equipped with ball bearings, rewind starter, and a manual throttle to control engine speed. Pump delivers 82 GPM @ 40 PSI, 70 GPM @ 50 PSI, or 50 GPM @ 60 PSI. Pump must be initially primed or seals will be damaged. 1.5" port size. Suction lift should not exceed 2')

With Honda® 5.5 HP engine	DHC155H	65 lbs.	\$2,402.00
---------------------------	----------------	---------	------------

Replacement Pump (for DHC155 or DHC155H)

	DHC155LE		\$716.00
--	-----------------	--	----------

Pump Repair Kit (for DHC155 Series)

	5565	1 lb.	\$87.00
--	-------------	-------	---------



DAC135H

Valves



SAFI 12 volt ball valve designed for remote on/off control of spray booms and nozzles at pressures to 300 PSI. 1/2 sec. response time from fully open to fully closed. Flanged inlet and outlet connections. 35 GPM of flow.

13744	Clamp	\$30.00
13745	O-ring	\$12.61



TeeJet® Model 460 12 volt ball valve designed for remote on/off control of spray booms and nozzles at pressures to 300 PSI. 1/4 sec. response time from fully open to fully closed. Flanged inlet and outlet connections. 32 GPM of flow. Includes metri-pac to packard adapter harness.

16661	Valve	\$562.00
09859	Clamp	\$27.00
09857	Outlet with clip & O-ring	\$8.87



Electrically operated 12 volt valve, with Viton® diaphragm seals, designed for remote on/off control of spray booms and nozzles at pressures to 100 PSI. Direct-O-Valve is suitable for wettable powder applications. 3/4" NPT (F) inlet and 1/2" NPT (F) outlet. 10 GPM of flow.

144A1		\$311.00
AB144A1	EPDM Repair Kit	\$50.00
AB144A1VI	Viton® Repair Kit	\$59.00



12 volt worm gear drive plunger valve assembly. Flanged connections. Requires DIN electrical connection.

463011 900		\$495.00
-------------------	--	----------



Electric butterfly valve provides remote pressure control. Features two-wire lead for use in 12VDC system. Maximum operating pressure of 100 PSI. 3/4" NPT (F) connections.

244 3/4		\$274.00
AB244	Repair Kit	\$26.00



Electric butterfly valve provides remote pressure control. Features two-wire lead for use in 12VDC system. Maximum operating pressure of 100 PSI. 3/4" NPT (F) connections.

01057		\$210.00
--------------	--	----------



Electric solenoid valve provides remote pressure control. Features two-wire lead for use in 12VDC system. Maximum operating pressure of 175 PSI. 8 GPM. 3/4" NPT (F) connections.

11635



Manually operated single valve. In open position, liquid is directed to spray line and excess will by-pass through valve. 1/2" NPT (F) spray line connections. 150 PSI max. 12.5 GPM.

6B1

AB6B1

Teejet® valve for selective control of three section boom sprayers at pressures up to 300 PSI. 3/4" inlet and outlet. Control lever may be set at any of seven indexed locations.

AA171		\$205.00
AB17	Repair Kit	\$58.00

Pressure Regulators



For regulating flow in systems where sensitive regulation is required. Pressures to 150 PSI.

23120PP	1/2" NPT connections (100 PSI)	\$47.00
23340PP	3/4" NPT connections (150 PSI)	\$59.00

Pressure Gauges



60GB



164GBF



12800

60GS	2 1/2" SS 60 PSI	\$29.00
64GS	4" SS 60 PSI	\$57.00
60GB	2 1/2" Brass 60 PSI	\$21.00
100GB	2 1/2" Brass 100 PSI	\$29.00
104GB	4" Brass 100 PSI	\$41.00
164GS	4" SS 160 PSI	\$54.00
160GS	2 1/2" SS 160 PSI	\$32.00
160GB	2 1/2" Brass 160 PSI	\$21.00
160GBF	2 1/2" Brass Glycerine filled 160 PSI	\$37.00
200GB	2 1/2" Brass 200 PSI	\$19.54
164GBF	4" Brass Glycerine filled, back port 160 PSI	\$92.00
909P0100	Glycerine filled, back port 100 PSI Arag	\$166.00

12800	4" Brass Glycerine filled, back port with mounting flange 160 PSI (50 Series sprayer)	\$92.00
--------------	---	---------

Chemical Isolator Kits



2250	Texas Industrial Remcor	\$129.00
-------------	-------------------------	----------

Hose



120	1/2" Clear Vinyl	\$1.95
340	3/4" Clear Vinyl	\$2.86
1000	1" Clear Vinyl	\$3.34
380RB	3/8" EPDM Rubber	\$1.19
120RB	1/2" EPDM Rubber	\$2.68
340RB	3/4" EPDM Rubber	\$3.92
1010RB	1" EPDM Rubber	\$6.94
1140RB	1 1/4" EPDM Rubber	\$7.06
1120RB	1 1/2" EPDM Rubber	\$8.35
S112	1 1/2" Wire Suction	\$21.00
S2020	2" Wire Suction	\$23.00

Stainless Steel Hose Clamps and Screw



B4H	1/4" Skinless Gear Clamp	\$1.82
B6H	3/8" Skinless Gear Clamp	\$2.22
B12H	3/4" Skinless Gear Clamp	\$2.44
B20H	1" Skinless Gear Clamp	\$2.65
B24H	1 1/4" Skinless Gear Clamp	\$2.83
B32H	1 1/2" Skinless Gear Clamp	\$3.05
B44H	2" Skinless Gear Clamp	\$3.42
B64H	3" Skinless Gear Clamp	\$4.11
B128H	7 1/2" Skinless Gear Clamp	\$8.60

2-Way Ball Valves



UV050FP	1/2" Single Union	\$40.00
UV075FP	3/4" Single Union	\$40.00
UV100FP	1" Single Union	\$50.00
UV125FP	1 1/4" Single Union	\$86.00
UV150FP	1 1/2" Single Union	\$86.00
UV200FP	2" Single Union	\$106.00

3-Way Ball Valves



UV100FP3	1" Single Union	\$80.00
UV125FP3	1 1/4" Single Union	\$84.00
UV200FP3	2" Single Union	\$124.00

Ball Valves



4011	1 1/4R	1 1/4" Ratchet	\$325.00
5542		Seal Repair Kit	\$50.00

Springs



01564		Piston Pump Idler & DB12 Boom	\$14.61
00180-76		Boom Breakaway 13 7/16" x 1 1/4"	\$37.00
00200-76		Floating Boom 10 1/8" x 1 3/4"	\$39.00
07838-51		X-Fold Boom 10 1/8" x 1 3/4"	\$57.00
00306-30		Running Gear Tongue w/Insert 13 5/16" x 2"	\$44.00

Handguns



2AAL60		15" Hand Spray Gun	\$192.00
AB2AAL		Repair Kit	\$29.00



12434		18" Hand Spray Gun with adjustable tip 3/8" FPT	\$60.00
12496		Replacement tip	\$15.47



25660-3		Lawn /Turf Gun with #3 Black Nozzle & 3/4" FPT Threads	\$161.00
25670-1.5		Nozzle only 1.5 Gray	\$23.00
25670-3		Nozzle only 3 Black	\$22.00
25670-4		Nozzle only 4 Red	\$23.00
AB2566		Repair Kit	\$28.00



12217		15" Hand Spray Gun	\$31.00
-------	--	--------------------	---------

Male Tapered Pipe Threads & Hose Barbs



A1414	1/4"	1/4"	\$0.95
A1438	1/4"	3/8"	\$0.63
A1412	1/4"	1/2"	\$0.66
A3838	3/8"	3/8"	\$0.66
A3812	3/8"	1/2"	\$0.69
A1238	1/2"	3/8"	\$1.33
BA1212	1/2"	1/2"	\$2.27
BA1234	1/2"	3/4"	\$2.54
BA3412	3/4"	1/2"	\$2.54
A3438	3/4"	3/8"	\$1.59
BA3434	3/4"	13/4"	\$2.54
A3410	3/4"	1"	\$0.99
BA1034	1"	3/4"	\$3.19
BA1010	1"	1"	\$3.19
BA1 114	1"	1 1/4"	\$4.00
BA114 34	1 1/4"	3/4"	\$4.00
BA114 1	1 1/4"	1"	\$3.67
BA114	1 1/4"	1 1/4"	\$4.00
A114 112	1 1/4"	1 1/2"	\$5.21
BA112 114	1 1/2"	1 1/4"	\$6.20
BA112	1 1/2"	1 1/2"	\$6.54
BA112 200	1 1/2"	2"	\$10.90
BA200 112	2"	1 1/2"	\$10.41
A200	2"	2"	\$3.85

Male Tapered Pipe Thread & Hose Barb Elbows



EL1414	1/4"	1/4"	\$1.60
EL1438	1/4"	3/8"	\$0.94
EL1412	1/4"	1/2"	\$1.00
EL3838	3/8"	3/8"	\$1.11
EL3812	3/8"	1/2"	\$1.82
EL1238	1/2"	3/8"	\$1.08
BEL1212	1/2"	1/2"	\$2.54
BEL1234	1/2"	3/4"	\$2.54
BEL3412	3/4"	1/2"	\$3.33
BEL3434	3/4"	13/4"	\$3.33
EL3410	3/4"	1"	\$2.33
BEL1034	1"	3/4"	\$4.21
BEL1010	1"	1"	\$4.21
BEL1 114	1"	1 1/4"	\$5.31
EL114 34	1 1/4"	3/4"	\$5.29
BEL114 1	1 1/4"	1"	\$5.31
BEL114	1 1/4"	1 1/4"	\$5.31
EL114 112	1 1/4"	1 1/2"	\$8.10
BEL112 114	1 1/2"	1 1/4"	\$14.44
EL112	1 1/2"	1 1/2"	\$6.85
BEL200 112	2"	1 1/2"	\$15.07
BEL200	2"	2"	\$13.91

Hose Barb Tees



T38	3/8"	\$1.00
T12	1/2"	\$1.08
T34	3/4"	\$3.33
T100	1"	\$3.97
T114	1 1/4"	\$6.59
T112	1 1/2"	\$7.84
T200	2"	\$22.00

Male Tapered Pipe Thread Nipples



M1400	1/4"	1/4"	\$1.19
M3838	3/8"	3/8"	\$1.24
M1214	1/2"	1/4"	\$0.74
BM1238	1/2"	3/8"	\$1.46
M1200	1/2"	1/2"	\$0.71
M3438	3/4"	3/8"	\$1.18
M3412	3/4"	1/2"	\$1.56
BM3400	3/4"	3/4"	\$2.75
BM1034	1"	3/4"	\$4.99
BM1000	1"	1"	\$3.72
BM114 1	1 1/4"	1"	\$5.31
BM1140	1 1/4"	1 1/4"	\$3.72
BM112 114	1 1/2"	1 1/4"	\$5.59
BM1120	1 1/2"	1 1/2"	\$7.11
BM200 112	2"	1 1/2"	\$5.13
BM2000	2"	2"	\$8.18

Reducer Bushings



RB3814	3/8"	1/4"	\$1.24
RB1214	1/2"	1/4"	\$1.46
BRB1238	1/2"	3/8"	\$5.31
BRB3418	3/4"	1/8"	\$5.31
RB3414	3/4"	1/4"	\$1.62
RB3438	3/4"	3/8"	\$1.46
RB3412	3/4"	1/2"	\$2.33
BRB1014	1"	1/4"	\$5.14
RB1012	1"	1/2"	\$2.75
BRB1034	1"	3/4"	\$5.59
BRB114 34	1 1/4"	3/4"	\$5.59
BRB114 1	1 1/4"	1"	\$5.68
BRB112 114	1 1/2"	1 1/4"	\$5.92
BRB200 100	2"	1"	\$6.50
BRB200 114	2"	1 1/4"	\$6.50
RB200 112	2"	1 1/2"	\$6.54
RB300 200	3"	2"	\$16.04

Hose Menders



SHM1400	1/4" X 1/4"	\$0.60
SHM3800	3/8" X 3/8"	\$1.08
SHM1238	1/2" X 3/8"	\$0.74
SHM1200	1/2" X 1/2"	\$0.66
SHM1258	1/2" X 5/8"	\$0.79
SHM112	1 1/2" X 1 1/2"	\$5.81

Threaded Tees



TT14	1/4"	\$4.03
BTT12	1/2"	\$8.35
BTT34	3/4"	\$8.96
BTT100	1"	\$12.68
BTT114	1 1/4"	\$14.79
BTT112	1 1/2"	\$21.00
BTT200	2"	\$22.00

90° Street Elbows



SE14	1/4"	\$2.36
BSE38	3/8"	\$7.35
SE12	1/2"	\$2.95
BSE34	3/4"	\$7.95
SE100	1"	\$9.59
BSE114	1 1/4"	\$11.64
SE112	1 1/2"	\$10.46
SE200	2"	\$21.00

Line Strainers & Screens



RVB38 80	3/8" HB 80 mesh	\$21.00
RVB12 80	1/2" HB 80 mesh	\$31.00
RVF34 40	3/4" FPT 40 mesh	\$39.00
RVF34 80	3/4" FPT 80 mesh R	\$39.00
RVF100 40	1" FPT 40 mesh	\$88.00
RVF100 80	1" FPT 80 mesh	\$94.00
RVF114 40	1 1/4" FPT 40 mesh	\$88.00
RVF114 80	1 1/4" FPT 80 mesh	\$94.00
RVF112 40	1 1/2" FPT 40 mesh	\$79.00
RVF112 80	1 1/2" FPT 80 mesh	\$94.00

Replacement Screens

RVB80	3/8" & 1/2" 80 mesh	\$6.14
RVF340	3/4" 40 mesh	\$12.68
RVF380	3/4" 80 mesh	\$12.68
RVF140	1" 40 mesh	\$13.79
RVF180	1" 80 mesh	\$23.00
RVF1140	1 1/4" 40 mesh	\$15.84
RVF1180	1 1/4" 80 mesh	\$25.00
RVF1240	1 1/2" 40 mesh	\$21.00
RVF1280	1 1/2" 80 mesh	\$32.00

Replacement Gaskets

RVB38GE	3/8" & 1/2"	\$1.97
RVF34GV	3/4"	\$8.80
RVF114GV	1", 1 1/4" & 1 1/2"	\$12.40

Y-Strainers

LS075 40	3/4" FPT 40 mesh 40	\$63.00
LS075 60	3/4" FPT 60 mesh 60	\$70.00
LS075 80	3/4" FPT 80 mesh 80	\$70.00
LS100 40	1" FPT 40 mesh 40	\$69.00
LS100 80	1" FPT 80 mesh 80	\$79.00
LS125 40	1 1/4" FPT 40 mesh 40	\$63.00
LS125 80	1 1/4" FPT 80 mesh 80	\$79.00
LS150 50	1 1/2" FPT 50 mesh 50	\$146.00
LS150 80	1 1/2" FPT 80 mesh 80	\$153.00
LS200 50	2" FPT 50 mesh 50	\$153.00
LS200 80	2" FPT 80 mesh 80	\$153.00

Replacement Screens

LS780	3/4" 80 mesh	\$34.00
LS140	1" & 1 1/4" 40 mesh	\$34.00
LS180	1" & 1 1/4" 80 mesh	\$26.00
LS220	1 1/2" & 2" 20 mesh	\$67.00
LS250	1 1/2" & 2" 50 mesh	\$72.00
LS280	1 1/2" & 2" 80 mesh	\$72.00

Replacement Gaskets

LS075G	3/4"	\$6.47
LS100G	1" & 1 1/4"	\$6.78
LS150G	1 1/2" & 2" O-ring	\$6.78
LS200G	1 1/2" & 2" Square	\$7.57

Parts



Gaskets		O.D.	
M100G	1" flange	1.5"	\$4.01
112G	2" flange	2.375"	\$2.34
200G	2" full port flange	2.5"	\$2.54
300G	3" flange		\$3.42



09938	1"	\$16.34
09939	2"	\$18.74
09940	2" Full Port	\$21.00
12030	3"	\$20.00
300G	3" flange	\$3.42

End Plugs

FF100	1"	\$4.01
FF200	2"	\$8.38
FF220	2" Full Port	\$10.65



Flanged and Hose Barbs

FA100 100HB	1" flange x 1" hose	\$3.58
FA200 100HB	2" flange x 1" hose	\$9.52
FA200 125HB	2" flange x 1 1/4" hose	\$9.52
FA200 150HB	2" flange x 1 1/2" hose	\$9.52
FA200 200HB	2" flange x 2" hose	\$7.57
FA220 200HB	2" flange full port x 2" hose	\$8.55

FA300 300HB	3" flange x 3" hose	\$29.00
15674	3" flange x 2" hose	\$26.00



Flanged and Hose Barbs Elbows

FEL100 100HB	1" flange x 1" hose	\$4.34
FEL200 100HB	2" flange x 1" hose	\$17.64
FEL200 125HB	2" flange x 1 1/4" hose	\$17.64
FEL200 150HB	2" flange x 1 1/2" hose	\$17.69
FEL200 200HB	2" flange x 2" hose	\$17.69
FEL220 150HB	2" flange full port x 1 1/2" hose	\$17.64

FEL220 200HB	2" flange full port x 2" hose	\$17.64
FEL300 300HB	3" flange x 3" hose	\$76.00



Flanged and Flanged Couplings

FA100	1" flange x 1" flange	\$9.52
FA200 100	2" flange x 1" flange	\$27.00
FA200	2" flange x 2" flange	\$25.00
FA300 220	3" flange x 2" flange full port	\$60.00



Flanged and Flanged Elbows		
FEL200	2" flange x 2" flange	\$22.00
FEL220	2" flange full port	\$22.00



langed Cross		
FCR200	2" flange	\$66.00



Flanged Tees		
FT100 200	1" x 2" x 2" flanges	\$25.00
FT200	2" x 2" x 2" flanges	\$26.00
FT220	2" x 2" x 2" flangesfull port	\$26.00



Flanged and Male Pipe Threads		
FA100 100MPT	1" flange x 1" MPT	\$3.72
FA200 125MPT	2" flange x 1 1/4" MPT	\$8.43
FA200 150MPT	2" flange x 1 1/2" MPT	\$8.04
FA200 200MPT	2" flange x 2" MPT	\$8.44
FA220 200MPT	2" flange full port x 2" MPT	\$9.51



Flanged Ball Valves		
MV100CF	1" full port	\$86.00
MV200CF	2" full port	\$119.00
MV220CF	2" full port	\$158.00



Flanged 3-Way Ball Valves		
FV200BLCF	2" 3-way, bottom load	\$151.00
FV220SLCF	2" 3-way, full port side load	\$224.00



Stubby 2-Way Ball Valves		
VSFHB 200	2" coupler x 2" hose barb	\$121.00
VSF204FP	2" coupler x 2" FPT	\$124.00
MVSF220FP	2" coupler x 2" flange	\$124.00
15673	3" coupler x 3" flange	\$219.00



Flanged Strainers			
FLST150 50	1 1/2" flange strainer w/screen		\$108.00
11537	Gasket (TeeJet®)		\$8.38
14485	Gasket (TeeJet®) bottom cap		\$5.27
11538	50 mesh screen (TeeJet®)		\$37.00
LST150GV	Gasket (Banjo®)		\$16.04
LST1550	50 mesh screen (Banjo®)		\$48.00



Drop Free Check Valves			
DF12NTL	1/2" nozzle elbow & check valve assembly	\$15.18	
DF12NTT	1/2" nozzle tee & check valve assembly	\$15.18	
DF34NTL	3/4" nozzle elbow & check valve assembly	\$15.18	\$12.07
DF34NTT	3/4" nozzle tee & check valve assembly	\$15.18	
DFDV	Replacement Viton® Diaphragm	\$1.77	
DFCP	Replacement Diaphragm Cap Assembly	\$6.24	
DFGE	EPDM Tip Cap Gasket	\$0.85	
DFFD	Floodjet Cap (red)	\$1.46	
DFFT	Flat Cap (yellow)	\$1.46	



TeeJet® Nozzle Body Series for Disc, Planter Banding & Pressure Hose Kits			
10913	1/2" single end nozzle assembly (less cap & gasket)	\$9.90	
10914	1/2" single tee nozzle assembly (less cap & gasket)	\$9.90	
21953VI	Replacement Diaphragm - Viton®	\$2.44	
21950 10PP	Replacement Diaphragm - Cap Assembly	\$5.98	



TeeJet® Single Nozzle Body			
09147	3/4" single end nozzle assembly (less cap & gasket)	\$11.66	
09148	3/4" single tee nozzle assembly (less cap & gasket)	\$11.66	
09310	1/2" single end nozzle assembly (less cap & gasket)	\$11.66	
09311	1/2" single tee nozzle assembly (less cap & gasket)	\$11.66	



TeeJet® Triple Nozzle Body			
07782	(360) Triple end	\$32.00	
15928	(370) Elbow Nozzle assembly 3/4" hose barb (less cap & gasket)	\$38.00	
15929	(370) Tee Nozzle assembly 3/4" hose barb (less cap & gasket)	\$38.00	
21953VI	Replacement Diaphragm - Viton®	\$2.44	



Caps & Gaskets for TeeJet® Nozzle Bodies			
07787	Flat fan red cap w/ EPDM gasket	\$1.95	
07788	Flat fan blue cap w/ EPDM gasket	\$1.95	
07789	Flat fan brown cap w/ EPDM gasket	\$1.95	
07790	Floodjet® green cap w/ EPDM gasket	\$1.66	
09692	Air induction yellow cap w/ EPDM gasket	\$1.95	
19438EPR	EPDM tip cap gasket	\$0.84	



Tool for TeeJet® Nozzle Bodies			
11632NY	Cap Tool	\$9.10	

Spray Nozzle Accessories



Nozzle Bodies			
NTL38	3/8" Elbow (less cap)	\$3.62	
NTL12	1/2" Elbow (less cap)	\$4.01	
NTL34	3/4" Elbow (less cap)	\$4.00	
NTT38	3/8" Tee (less cap)	\$3.71	
NTT12	1/2" Tee (less cap)	\$4.01	
NTT34	3/4" Tee (less cap)	\$5.41	
8027	Nozzle Body Cap	\$1.56	



DEMCO Clamps			
10862	Demco stainless steel boom clamp for TeeJet® nozzle. Fits square tube. Requires worm gear style hose clamp. (2 required)	ea.\$4.57	
B24H	Worm gear all stainless steel hose clamp	\$2.83	



Diamond Boom Clamp Assemblies			
09792	Demco stainless steel boom clamp for TeeJet® nozzle. Fits 3" diamond tube. Requires worm gear style hose clamp. (2 required)	ea.\$6.88	
B64H	Worm gear all stainless steel hose clamp	\$4.11	



TeeJet® Vari-spacing Clamp assemblies			
Vari-spacing stainless steel clamps for use on all dry boom Quick TeeJet® bodies.			
10902	1" square boom clamp	\$9.84	
10903	1 1/4" square boom clamp	\$10.24	
10904	1 1/2" square boom clamp	\$10.24	



Square Boom Clamp Assemblies			
For use with NTL or NTT nozzle fittings. Available in 1" or 1 1/4", for square boom tubing.			
B11 1	1" square boom clamp	\$4.98	
B11 114	1 1/4" square boom clamp	\$4.98	



Round Boom Clamp Assemblies			
For use with NTL or NTT nozzle fittings. Available in 3/4" or 1", for round boom tubing.			
B11 34R	3/4" round boom clamp	\$4.98	
B11 1R	1" round boom clamp	\$4.98	



WIDE ANGLE FLAT SPRAY TIPS AND NOZZLES
FLOODJET® TIPS AND NOZZLES

FloodJet® tips and nozzles project a wide angle spray pattern. They are designed for incorporating herbicides into the soil. These tips are recommended for suspension and slurry type chemicals at lower spraying pressures. Floodjet® tips produce coarser particle sprays to minimize drift. Boom heights should be adjusted to obtain the overlap which provides the most uniform distribution. Optimum coverage is achieved by overlapping adjacent spray patterns 50% on each side to obtain double coverage. TK floodjet® tips are available in brass or stainless steel with VisiFlo color coding. KSS floodjet® nozzles are available in stainless steel. Fits into 07790 cap assembly.

Tip No.	Liquid Pressure in PSI	Nozzle Capacity in GPM	Degree Spray Angle	Gallons Per Acre 40" Spacing							
				4 MPH	5 MPH	6 MPH	8 MPH	10 MPH	12 MPH		
TK1 1	\$9.87	10	.10	80	3.7	3.0	2.5	1.9	1.5	1.2	
TKSS1 4	\$12.68	20	.14	109	5.3	4.2	3.5	2.6	2.1	1.8	
		30	.17	118	6.4	5.1	4.3	3.2	2.6	2.1	
		40	.20	123	7.4	5.9	5.0	3.7	3.0	2.5	
AN1.5 6	\$1.48	10	.15	85	5.6	4.5	3.7	2.8	2.2	1.9	
TK1.5 1	\$9.87	20	.21	108	7.9	6.3	5.3	3.9	3.2	2.6	
		30	.26	116	9.7	7.7	6.4	4.8	3.9	3.2	
		40	.30	121	11.1	8.9	7.4	5.6	4.5	3.7	
TK2 1	\$9.87	10	.20	95	7.4	5.9	5.0	3.7	3.0	2.5	
TKVS2 2	\$15.88	20	.28	113	10.5	8.4	7.0	5.3	4.2	3.5	
(Red)		30	.35	121	12.9	10.3	8.6	6.4	5.1	4.3	
		40	.40	125	14.9	11.9	9.9	7.4	5.9	5.0	
TK2.5 1	\$10.26	10	.25	110	9.3	7.4	6.2	4.6	3.7	3.1	
TKVS2.5 2	\$17.79	20	.35	122	13.1	10.5	8.8	6.6	5.3	4.4	
(Brown)		30	.43	126	16.1	12.9	10.7	8.0	6.4	5.4	
		40	.50	129	18.6	14.9	12.4	9.3	7.4	6.2	
TK3 1	\$10.26	10	.30	96	11.1	8.9	7.4	5.6	4.5	3.7	
TKVS3 2	\$17.79	20	.42	112	15.8	12.6	10.5	7.9	6.3	5.3	
(Gray)		30	.52	115	19.3	15.4	12.9	9.7	7.7	6.4	
		40	.60	120	22	17.8	14.9	11.1	8.9	7.4	
TK4 1	\$10.26	10	.40	107	14.9	11.9	9.9	7.4	5.9	5.0	
TKVS4 2	\$17.79	20	.57	123	21	16.8	14.0	10.5	8.4	7.0	
(White)		30	.69	125	26	21	17.2	12.9	10.3	8.6	
		40	.80	129	30	24	19.6	14.9	11.9	9.9	
TK5 1	\$10.26	10	.50	120	18.6	14.9	12.4	9.3	7.4	6.2	
TKVS5 2	\$17.79	20	.71	128	26	21	17.5	13.1	10.5	8.8	
(Lt. Blue)		30	.87	134	32	26	21	16.1	12.9	10.7	
		40	1.0	137	37	30	25	18.6	14.9	12.4	
TK7.5 1	\$10.26	10	.75	106	28	22	18.6	13.9	11.1	9.3	
TKVS7.5 2	\$17.79	20	1.1	119	39	32	26	19.7	15.8	13.1	
(Lt. Green)		30	1.3	125	48	39	32	24	19.3	16.1	
		40	1.5	128	56	45	37	28	22	18.6	
TK10 1	\$10.26	10	1.0	121	37	30	25	18.6	14.9	12.4	
TKVS10 2	\$17.79	20	1.4	133	53	42	35	26	21	17.5	
(Black)		30	1.7	136	64	51	43	32	26	21	
		40	2.0	141	74	59	50	37	30	25	
TK15 1	\$10.26	10	1.5	106	56	45	37	28	22	18.6	
TKSS15 4	\$17.79	20	2.1	113	79	63	53	39	32	26	
		30	2.6	117	96	77	64	48	39	32	
		40	3.0	120	111	89	74	56	45	37	
TK20 1	\$10.26	10	2.0	113	74	59	50	37	30	25	
TKSS20 4	\$17.79	20	2.8	122	105	84	70	53	42	35	
		30	3.5	126	129	103	86	64	51	43	
		40	4.0	128	149	119	99	74	59	50	
TK30 1	\$10.26	10	3.0	104	111	89	74	56	45	37	
TKSS30 4	\$17.79	20	4.2	110	158	126	105	79	63	53	
		30	5.2	113	193	154	129	96	77	64	
		40	6.0	116	223	178	149	111	89	74	

If the nozzle spacing on your boom is different than those in the chart above, you must multiply the tabulated or calculated GPA coverage by one of the conversion factors in the table below.

Where Tables are Based on 40" Nozzle Spacing										
Other Spacing	28"	30"	32"	34"	36"	38"	42"	44"	48"	
Conversion Factor	1.43	1.33	1.25	1.18	1.11	1.05	.95	.91	.83	

PLUG TIP BLANKS

To temporarily shut off selected nozzles, replace spray tips with these plug tips. Easy, quick way to change spacing of operating nozzles on boom.

Order No.	Price	Material
3942SS	\$0.96	Stainless Steel



Flat spray tips
80 & 110 degree SERIES

Flat spray tips can be used for spraying herbicides, insecticides, fertilizers and other chemicals. Each tip produces a tapered edge spray pattern for uniform coverage where patterns overlap. Tips having an 80 degree spray pattern are available in brass, stainless steel, extended range color coded nylon with stainless steel orifice. Nozzle spacing is 20" and spray height is 17" to 19". Fits into 07787, 07788 or 07789 cap assemblies.



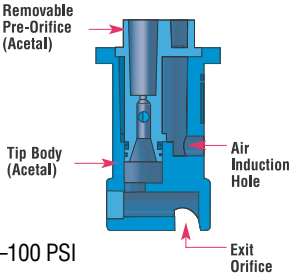
Tip No.	Liquid Pressure in PSI	Capacity 1 Nozzle In GPM	Gallons Per Acre							
			4 MPH	5 MPH	6 MPH	7 MPH	8 MPH	10 MPH	12 MPH	
800067 1	\$6.25	20	.05	3.5	2.8	2.4	2.0	1.8	1.4	1.2
		25	.055	3.9	3.2	2.6	2.3	2.0	1.6	1.3
		30	.06	4.3	3.5	2.9	2.5	2.2	1.7	1.4
		40	.067	5.0	4.0	3.3	2.8	2.5	2.0	1.7
		50	.07	5.6	4.5	3.7	3.2	2.8	2.2	1.9
		60	.08	6.1	4.9	4.1	3.5	3.1	2.4	2.0
8001 1	\$6.25	15	.06	4.6	3.6	3.0	2.6	2.3	1.8	1.5
XR8001VS 2	\$10.43	20	.07	5.3	4.2	3.5	3.0	2.6	2.1	1.8
		25	.08	5.9	4.7	3.9	3.4	2.9	2.4	2.0
		30	.09	6.4	5.1	4.3	3.7	3.2	2.6	2.1
		40	.10	7.4	5.9	5.0	4.2	3.7	3.0	2.5
		50	.11	8.3	6.6	5.5	4.7	4.2	3.3	2.8
		60	.12	9.1	7.3	6.1	5.2	4.6	3.6	3.0
80015 1	\$6.25	15	.09	6.7	5.5	4.5	3.9	3.4	2.7	2.2
		20	.11	7.9	6.3	5.3	4.5	3.9	3.2	2.6
		25	.12	8.8	7.0	5.9	5.0	4.4	3.5	2.9
XR80015VS 2	\$10.43	30	.13	9.7	7.7	6.4	5.5	4.8	3.9	3.2
		40	.15	11.1	8.9	7.4	6.4	5.6	4.5	3.7
		50	.17	12.5	10.0	8.3	7.1	6.2	5.0	4.2
		60	.18	13.6	10.9	9.1	7.8	6.8	5.5	4.6
8002 1	\$6.25	15	.12	8.9	7.3	6.1	5.2	4.5	3.6	3

Turbo TeeJet® Induction

TeeJet® StreamJet® Tips

- All acetal construction for excellent chemical and wear resistance
- Compact size to prevent tip damage
- Removable pre-orifice for fast and easy cleaning
- Large, round passages to minimize plugging
- Tapered flat spray pattern
- Patented orifice design
- Large droplets are produced through a venturi air aspirator resulting in less drift
- Wide operating pressure range of 15–100 PSI
- Fits into 09692 cap assembly

TT1110__VP SPRAY TIP
(Cross Section View)



Stainless Steel for Banding Fertilizers

- Permits banding fluids at high rig speeds.
- Large orifices with no internal obstructions permit non-clogging suspension applications.
- Lower drift potential.

	PSI	CAPACITY (1) NOZZLE IN GPM	Gallons per acre (20" nozzle spacing)					
			5 mph	6 mph	8 mph	10 mph	12 mph	15 mph
TT111002VP (100 Mesh) \$10.91	15	0.12	7.1	5.9	4.5	3.6	3.0	2.4
	20	0.14	8.3	6.9	5.2	4.2	3.5	2.8
	30	0.17	10.1	8.4	6.3	5.0	4.2	3.4
	40	0.20	11.9	9.9	7.4	5.9	5.0	4.0
	50	0.22	13.1	10.9	8.2	6.5	5.4	4.4
	60	0.24	14.3	11.9	8.9	7.1	5.9	4.8
	70	0.26	15.4	12.9	9.7	7.7	6.4	5.1
	80	0.28	16.6	13.9	10.4	8.3	6.9	5.5
TT1110025VP (50 Mesh) \$10.91	90	0.30	17.8	14.9	11.1	8.9	7.4	5.9
	100	0.32	19.0	15.8	11.9	9.5	7.9	6.3
TT111003VP (50 Mesh) \$10.91	15	0.15	8.9	7.4	5.6	4.5	3.7	3.0
	20	0.18	10.7	8.9	6.7	5.3	4.5	3.6
	30	0.22	13.1	10.9	8.2	6.5	5.4	4.4
	40	0.25	14.9	12.4	9.3	7.4	6.2	5.0
	50	0.28	16.6	13.9	10.4	8.3	6.9	5.5
	60	0.31	18.4	15.3	11.5	9.2	7.7	6.1
	70	0.33	19.6	16.3	12.3	9.8	8.2	6.5
	80	0.35	21	17.3	13.0	10.4	8.7	6.9
TT111003VP (50 Mesh) \$10.91	90	0.38	23	18.8	14.1	11.3	9.4	7.5
	100	0.40	24	19.8	14.9	11.9	9.9	7.9
TT111004VP (50 Mesh) \$10.91	15	0.18	10.7	8.9	6.7	5.3	4.5	3.6
	20	0.21	12.5	10.4	7.8	6.2	5.2	4.2
	30	0.26	15.4	12.9	9.7	7.7	6.4	5.1
	40	0.30	17.8	14.9	11.1	8.9	7.4	5.9
	50	0.34	20	16.8	12.6	10.1	8.4	6.7
	60	0.37	22	18.3	13.7	11.0	9.2	7.3
	70	0.40	24	19.8	14.9	11.9	9.9	7.9
	80	0.42	25	21	15.6	12.5	10.4	8.3
TT111004VP (50 Mesh) \$10.91	90	0.45	27	22	16.7	13.4	11.1	8.9
	100	0.47	28	23	17.4	14.0	11.6	9.3
TT111005VP (50 Mesh) \$10.91	15	0.24	14.3	11.9	8.9	7.1	5.9	4.8
	20	0.28	16.6	13.9	10.4	8.3	6.9	5.5
	30	0.35	21	17.3	13.0	10.4	8.7	6.9
	40	0.40	24	19.8	14.9	11.9	9.9	7.9
	50	0.45	27	22	16.7	13.4	11.1	8.9
	60	0.49	29	24	18.2	14.6	12.1	9.7
	70	0.53	31	26	19.7	15.7	13.1	10.5
	80	0.57	34	28	21	16.9	14.1	11.3
TT111005VP (50 Mesh) \$10.91	90	0.60	36	30	22	17.8	14.9	11.9
	100	0.63	37	31	23	18.7	15.6	12.5
TT111006VP (50 Mesh) \$10.91	15	0.31	18.4	15.3	11.5	9.2	7.7	6.1
	20	0.35	21	17.3	13.0	10.4	8.7	6.9
	30	0.43	26	21	16.0	12.8	10.6	8.5
	40	0.50	30	25	18.6	14.9	12.4	9.9
	50	0.56	33	28	21	16.6	13.9	11.1
	60	0.61	36	30	23	18.1	15.1	12.1
	70	0.66	39	33	25	19.6	16.3	13.1
	80	0.71	42	35	26	21	17.6	14.1
TT111006VP (50 Mesh) \$10.91	90	0.75	45	37	28	22	18.6	14.9
	100	0.79	47	39	29	23	19.6	15.6
TT111008VP (50 Mesh) \$10.91	15	0.49	29	24	18.2	14.6	12.1	9.7
	20	0.57	34	28	21	16.9	14.1	11.3
	30	0.69	41	34	26	20	17.1	13.7
	40	0.80	48	40	30	24	19.8	15.8
	50	0.89	53	44	33	26	22	17.6
	60	0.98	58	49	36	29	24	19.4
	70	1.06	63	52	39	31	26	21
	80	1.13	67	56	42	34	28	22
TT111008VP (50 Mesh) \$10.91	90	1.20	71	59	45	36	30	24
	100	1.26	75	62	47	37	30	25

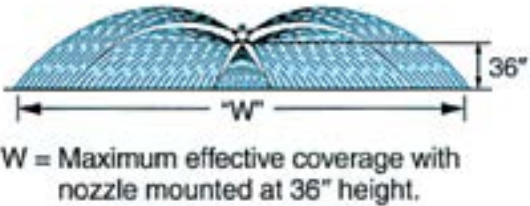
	LIQUID PRESSURE PSI	CAPACITY (1) NOZZLE IN GPM	Gallons per acre (30" nozzle spacing)					
			4 mph	6 mph	8 mph	10 mph	12 mph	14 mph
15408 \$22.00	10	0.20	9.9	6.6	5.0	4.0	3.3	2.8
	20	0.28	13.9	9.2	6.9	5.5	4.6	4.0
	30	0.35	17.3	11.6	8.7	6.9	5.8	5.0
	40	0.40	19.8	13.2	9.9	7.9	6.6	5.7
15409 \$22.00	10	0.30	14.9	9.9	7.4	5.9	5.0	4.2
	20	0.42	21	13.9	10.4	8.3	6.9	5.9
	30	0.52	26	17.2	12.9	10.3	8.6	7.4
	40	0.60	30	19.8	14.9	11.9	9.9	8.5
15410 \$22.00	10	0.40	19.8	13.2	9.9	7.9	6.6	5.7
	20	0.57	28	18.8	14.1	11.3	9.4	8.1
	30	0.69	34	23	17.1	13.7	11.4	9.8
	40	0.80	40	26	19.8	15.8	13.2	11.3
15411 \$22.00	10	0.50	25	16.5	12.4	9.9	8.3	7.1
	20	0.71	35	23	17.6	14.1	11.7	10.0
	30	0.87	43	29	22	17.2	14.4	12.3
	40	1.00	50	33	25	19.8	16.5	14.1
15412 \$22.00	10	0.75	37	25	19	14.9	12.4	10.6
	20	1.06	52	35	26	21	17.5	15.0
	30	1.30	64	43	32	26	21	18.4
	40	1.50	74	50	37	30	25	21
15413 \$22.00	10	1.00	50	33	25	19.8	16.5	14.1
	20	1.41	70	47	35	28	23	19.9
	30	1.73	86	57	43	34	29	24
	40	2.00	99	66	50	40	33	28

Variable Rate Metering Orifice



	LIQUID PRESSURE PSI	CAPACITY (1) NOZZLE IN GPM	Gallons per acre (30" nozzle spacing)				
			4 mph	5 mph	6 mph	8 mph	10 mph
15793 \$43.00	10	0.13	6.4	5.1	4.3	3.2	2.6
	20	0.21	10.3	8.2	6.9	5.1	4.1
	30	0.28	13.7	10.9	9.1	6.8	5.5
	40	0.35	17.3	13.9	11.6	8.7	6.9
	50	0.44	22	17.3	14.4	10.8	8.6
	60	0.53	26	21	17.6	13.2	10.6
	70	0.64	32	26	21	15.9	12.8
	80	0.77	38	30	25	19.1	15.2
	90	0.90	45	36	30	22	17.8

The 5880 BoomJet® Nozzle combines two off-center tips and three VeeJet nozzles to produce an overall wide swath flat spray. Nozzle assembly provides a good distribution for the wide pattern coverage obtained. Supplied with one additional 1/4" NPT pipe plug and one blank tip for setting BoomJet® to spray to one side only. Type 5880 also has a 1/4" NPT pressure gauge port. 3/4" NPT inlet.



BoomJet® Nozzle No.	OC Tips (Two)	VeeJet Top Nozzles (Two)	VeeJet Bottom Nozzle	Liquid Pressure psi	Total Capacity GPM	"W" in feet	Gallons Per Acre				
							4 mph	5 mph	7.5 mph	10 mph	15 mph
5880 3/4 2TOC06 \$389.00	#6733-OC06	H1/4VV-1506	H1/4VVL-9502 with 50 mesh strainer	20	1.84	33.5	6.8	5.4	3.6	2.7	1.8
				30	2.25	34.0	8.2	6.6	4.4	3.3	2.2
				40	2.60	34.5	9.3	7.5	5.0	3.7	2.5
5880 3/4 2TOC10 \$389.00	OC10	H1/4U-0508HE	H1/4VVL-11004 with 50 mesh strainer	20	2.83	39.5	8.9	7.1	4.7	3.5	2.4
				30	3.46	40.0	10.7	8.6	5.7	4.3	2.9
				40	4.00	40.5	12.2	9.8	6.5	4.9	3.3
5880 3/4 2TOC20 \$436.00	OC20	H1/4U-0520HE	H1/4VVL-9506 with 50 mesh strainer	20	6.08	47.0	16.0	12.8	8.5	6.4	4.3
				30	7.45	50.0	18.4	14.8	9.8	7.4	4.9
				40	8.60	52.0	20.0	16.4	10.9	8.2	5.5
5880 3/4 2TOC40 \$436.00	OC40	H1/4U-0540HE	H1/4U-9510	20	12.0	56.0	27.0	21.0	14.1	10.6	7.1
				30	14.7	60.0	30.0	24.0	16.2	12.1	8.1
				40	17.0	63.0	33.0	27.0	17.8	13.4	8.9

TeeJet®

METERING ORIFICES


Note: Always insert orifice plate with side marked with number facing the outlet.

MATERIAL: Stainless Steel

Chart is based on water with flow regulator on 30" row spacing.

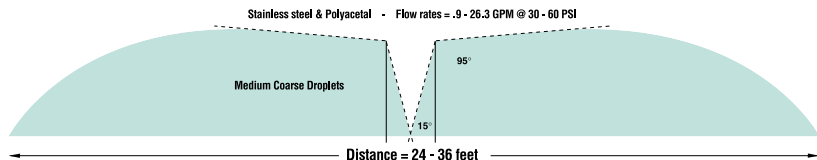
Orifice No.	Pressure in PSI	Capacity In GPM	Gallons Per Acre				
			3 MPH	4 MPH	5 MPH	6 MPH	8 MPH
4916 29 \$4.94	10	.054	3.5	2.6	2.1	1.8	1.3
	20	.076	5.0	3.8	3.0	2.5	1.8
	30	.093	6.1	4.6	3.6	3.0	2.3
	40	.108	7.0	5.3	4.2	3.6	2.6
4916 35 \$4.94	10	.078	5.1	3.8	3.1	2.6	1.9
	20	.111	7.3	5.4	4.4	3.6	2.7
	30	.136	8.8	6.7	5.3	4.4	3.3
	40	.156	10.3	7.7	6.2	5.1	3.8
4916 40 \$4.94	10	.102	6.7	5.0	4.0	3.4	2.5
	20	.144	9.4	7.1	5.7	4.7	3.6
	30	.177	11.6	8.6	6.9	5.8	4.4
	40	.204	13.3	10.0	8.1	6.7	5.0
4916 46 \$4.94	10	.135	8.8	6.6	5.3	4.4	3.3
	20	.191	12.5	9.4	7.5	6.2	4.7
	30	.233	15.2	11.4	9.2	7.7	5.7
	40	.270	17.6	13.2	10.6	8.8	6.6
4916 52 \$4.94	10	.167	11.0	8.2	6.5	5.5	4.1
	20	.237	15.2	11.6	9.3	7.7	5.8
	30	.290	19.1	14.5	11.4	9.5	7.1
	40	.334	21.9	16.4	13.1	11.0	8.2
4916 59 \$4.94	10	.216	13.9	10.6	8.5	7.1	5.3
	20	.306	19.8	15.2	12.0	10.0	7.5
	30	.375	24.4	18.5	14.5	11.9	9.2
	40	.432	27.7	21.3	17.0	14.1	10.6

Hypro® Boom X Tender



FC-XT010 (Yellow/Green) \$77.00
FC-XT015 (Light Green) \$77.00
FC-XT020 (Blue) \$77.00

*All swaths and flow rates are based on tests conducted at 40 psi with nozzles parallel to the ground and 48-inches high while stationary. Changes in spray height, operating pressure, mounting angle, and application speed will influence swath width.



Stainless steel & Polyacetal - Flow rates = .9 - 26.3 GPM @ 30 - 60 PSI

Medium Coarse Droplets

Distance = 24 - 36 feet

Tip #	psi	gpm	Application Rate GPA		
			4 mph	5 mph	6 mph
XT010	30	0.9	7	5.6	4.6
	40	1.0	7.7	6.2	5.2
	50	1.1	8.5	6.8	5.7
	60	1.2	9.3	7.4	6.2
XT015	30	1.3	10.9	8.7	7.3
	40	1.5	12.5	10.0	8.3
	50	1.7	13.7	11.0	9.2
	60	1.8	15.0	12.0	10.0
XT020	30	1.7	12.4	9.9	8.3
	40	2.0	14.6	11.6	9.7
	50	2.2	16.0	12.8	10.7
	60	2.4	17.5	14.0	11.6

STRAINERS



STRAINER
Strainer is three part assembly consisting of body, cap and screen. Stainless steel screens in 50 and 100 mesh size.

TeeJet® Strainer No.		Strainer Body & Cap Material	Mesh Screen Material
8079NY	\$1.90	Polypropylene	Stainless Steel - 50
8079NY100	\$1.90	Polypropylene	Stainless Steel - 100

STRAINER & BALL CHECK
Prevents nozzle dripping, fits all TeeJet® nozzles. Ball check opens at 5 PSI. Recommended for flow rates up to 0.8 GPM 50 and 100 mesh screens.

Check Valve No.		Body and Cap Screw Material	Mesh Screen Material
4193APP50	\$7.32	Polypropylene	Stainless Steel
4193APP100	\$7.61	Polypropylene	Stainless Steel

Technical Information

Useful Formulas

$$\text{GPM (Per Nozzle)} = \frac{\text{GPA} \times \text{MPH} \times \text{W}}{5,940}$$

$$\text{GPA} = \frac{5,940 \times \text{GPM (Per Nozzle)}}{\text{MPH} \times \text{W}}$$

GPM — Gallons Per Minute
GPA — Gallons Per Acre
mph — Miles Per Hour
W — Nozzle spacing (in inches) for broadcast spraying
— Spray width (in inches) for single nozzle, band spraying or boomless spraying.
Row spacing (in inches) divided by the number of nozzles per row for directed spraying.

Measuring Travel Speed

Measure a test course in the area to be sprayed or in an area with similar surface conditions. Minimum lengths of 100 and 200 feet are recommended for measuring speeds up to 5 and 10 mph respectively. Determine the time required to travel the test course. To help ensure accuracy, conduct the speed check with a loaded sprayer and select the engine throttle setting and gear that will be used when spraying. Repeat the above process and average the times that were measured. Use the following equation or the table below to determine ground speed.

$$\text{Speed (mph)} = \frac{\text{Distance (ft)} \times 60}{\text{Time (seconds)} \times 88}$$

Weight of solution	Specific Gravity	Conversion Factor
7.0 lbs. per gallon	.84	.92
8.0 lbs. per gallon	.96	.98
8.34 lbs. per gallon – WATER	1.00	1.00
9.0 lbs. per gallon	1.08	1.04
10.0 lbs. per gallon	1.20	1.10
10.65 lbs. per gallon – 28% Nitrogen	1.28	1.13
11.0 lbs. per gallon	1.32	1.15
12.0 lbs. per gallon	1.44	1.20
14.0 lbs. per gallon	1.68	1.30

Tractor Speeds

Speed in mph (Miles Per Hour)	Time Required in SECONDS to Travel a Distance of:		
	100 Feet	200 Feet	300 Feet
3.0	23	45	68
3.5	20	39	58
4.0	17	34	51
4.5	15	30	45
5.0	14	27	41
6.0	—	23	34
7.0	—	19	29
7.5	—	18	27
8.0	—	17	26
9.0	—	15	23

Tips Don't Last Forever!
There is sufficient evidence that spray tips may be the most neglected component in today's farming...yet they are among the most critical of items in proper application of valuable agricultural chemicals.
For example, a 10 percent overapplication of chemical on a twice-sprayed 1000-acre farm could represent a loss of \$2,000–\$10,000 based on today's chemical investments of \$10.00–\$50.00 per acre. This does not take into account potential crop damage.

PRICES & SPECIFICATIONS
All prices and specifications are subject to change without notice. All shipments are billed at price prevailing at time of shipments. ALL PRICES F.O.B. BOYDEN OR SPENCER, IOWA OR AS DESIGNATED IN THIS CATALOG.

TERMS
Customers desiring credit must have good rating or furnish satisfactory reference before shipment will be made, otherwise all orders will be shipped C.O.D. No cash discounts allowed with C.O.D. shipments.

ORDERING
Prospective customers requesting open account status will be required to complete a Demco/Maurer credit application. If open terms cannot be approved, other means of payment will be considered. Please furnish a completed Demco/Maurer credit application with your first order.

SHIPMENTS
Our merchandise is carefully packed and thoroughly inspected before leaving our factory. Responsibility for its safe delivery is assumed by the carrier upon acceptance of the shipment. Claims for loss or damage sustained in transit must therefore be made upon the delivering carrier as follows:

CONCEALED LOSS OR DAMAGE - Concealed loss or damage means loss or damage which does not become apparent until the merchandise has been unpacked. The contents may be damaged in transit due to rough handling even though the carton may not show external damage. When the damage is discovered upon unpacking, make a written request for inspection by the carrier's agent within 15 days of the delivery date. Then file a claim with the carrier, since such damage is the carrier's responsibility.

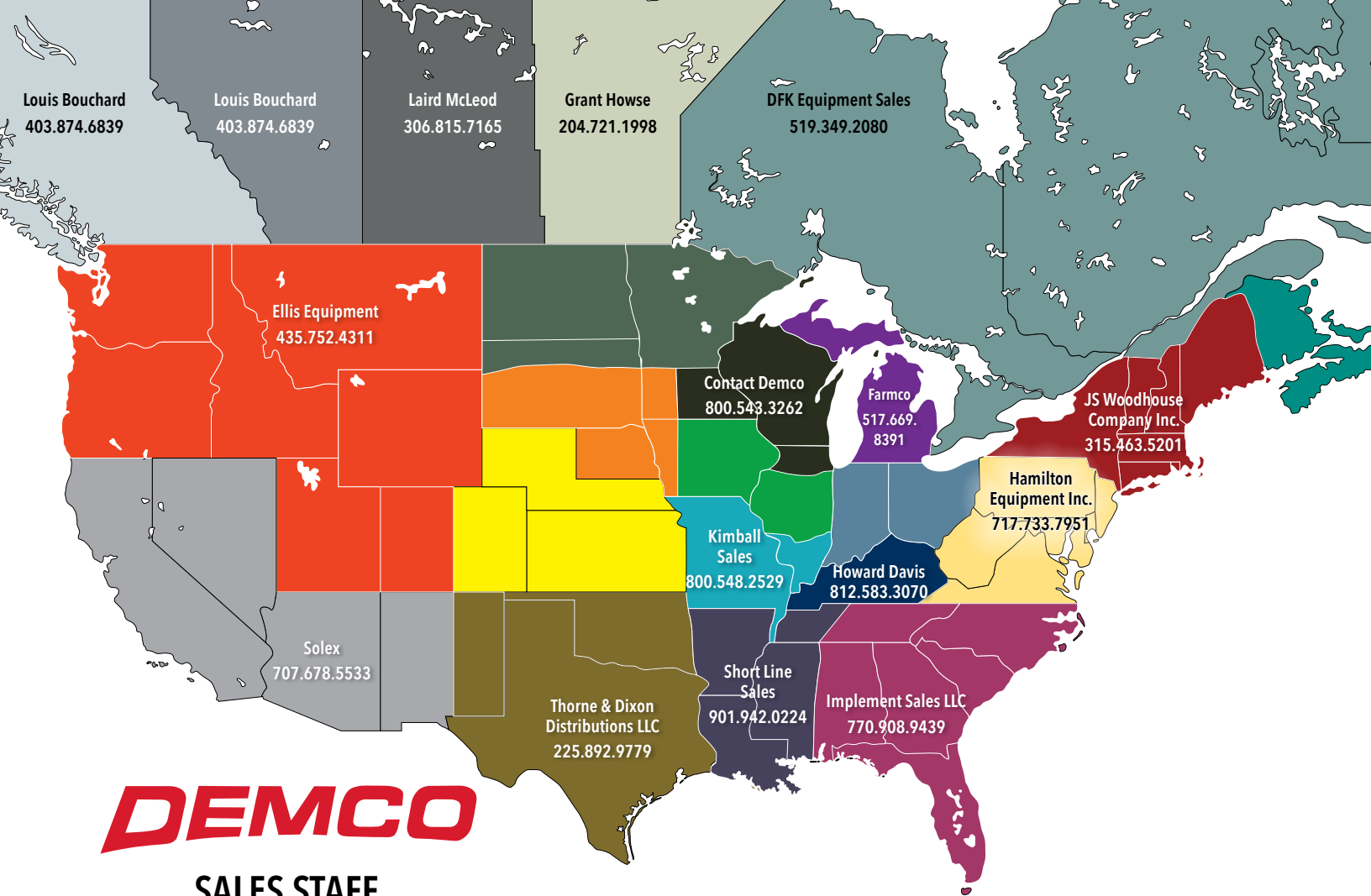
VISIBLE LOSS OR DAMAGE - Any external evidence of loss or damage must be noted on the freight bill or express receipt, and signed by the carrier's agent. Failure to adequately describe such external evidence of loss or damage may result in the carrier refusing to honor a damage claim. The form required to file a claim will be supplied by the carrier.

SHIPPING ERRORS
Shipping errors resulting in shortages or goods ordered incorrectly by the customer, must be reported to Demco or Maurer Mfg. within 10 days after receipt of merchandise.


PICK UP ORDERS
All orders picked up and signed for by the customer or customer's agent at the Boyden or Spencer, Iowa plant are considered complete as signed. Customer will receive a copy of signed order at time of loading.

PARCEL POST, U.P.S., FEDERAL EXPRESS & FREIGHT
Due to the special packing and handling on Parcel Post and United Parcel shipments, a combined shipping and handling fee will be charged on each carton. Weight limitations are as follows:
Parcel Post = 70 lbs.
UPS = 150 lbs.
Federal Express = 150 lbs. - per carton.
A pallet charge is added on all freight orders.


RETURNS
NO GOODS ARE TO BE RETURNED WITHOUT A RETURNED GOODS AUTHORIZATION NUMBER AND INVOICE NUMBER. When your order has been filled correctly, the concerned party returning goods must in all cases pay freight, the cost of handling and a 25% restocking charge. All goods to be returned are to be in first class condition. Additional charges will be made for goods returned in other than first class condition.



Chris Currans
(515) 708-1147
chris.currans@demco-products.com



Jordan Fulsebakke
(701) 970-9611
jordan.fulsebakke@demco-products.com



Mike Niska
(517) 204-3887
mike.niska@demco-products.com



Brian Tonniges
(308) 390-1400
brian.tonniges@demco-products.com



Derrik Netten
(319) 415-9790
derrik.netten@demco-products.com



We've been time tested and proven...

Back in 1950, Robert Dethmers started Dethmers Manufacturing Company in a corner of an implement dealership. One of his first products was fertilizer application equipment for the agricultural industry.

Today, as Demco continues to grow, our tradition of building quality products, employing talented, industrious people and providing attentive service remains. Our sales staff along with our dealers and distributors across the United States, Canada and the world carry on the standard.

Meeting the challenges and opportunities of changing times has produced growth in product lines. Our products are engineered and constructed with the best of materials and the latest in manufacturing technology, then tested beyond recommendations, pushing the product to its limit before the Demco name goes on. Our reputation was built on quality and dependability and we continue by being tougher on the product than the consumer.

1.800.543.3626 • demco-products.com