


DEMCO

Liquid Tender Trailer 36 • 38 • 40 • 42 • 48



Doing Our Best to Provide You the Best

www.demco-products.com • 1.800.543.3626

STANDARD FEATURES

OPTIONS

TANK OPTIONS

Den Hartog end drain and center sump drain tanks 2350, 2750, 3250 gallons (ladders offered on 3250 gallon tank)


Enduraplas center sump drain tanks 2800 and 3200 gallons (ladders offered on 3200 gallon tank)

All tanks come standard with sight gauges, 3" drain fittings, and are black in color



BLACK PLASTIC LIQUID TANKS

Eliminates light from reaching the interior contents preventing algae and microbes growth



APITONG FLOORING

1 1/8" x 7" Apitong flooring



12 VOLT POWER SUPPLY

CENTER DECK TIE DOWNS

12 VOLT POWER SUPPLY


24" KING PIN

MIDSHIP TURN SIGNALS



EXPANDED METAL STORAGE BINS

Optional bins for added storage - up to 2 on passenger side and 2 on driver side



ALUMINUM STEPS AND HANDRAILS

Access on passenger and driver side



TOOLBOX

Aluminum, enclosed toolbox

ALUMINUM RIMS

Hub piloted (each)

AIR RIDE SUSPENSION

Optional for 36', 38', 40', 42' trailers

ABS

Standard on 1 axle
Optional on second axle

255/70 R22.5 TIRES

16 ply DOT tires and wheels

LED LIGHTS



FEATURES

- 24" King pin
- Exterior mating surfaces are caulked prior to paint to prevent rust
- 2 aluminum steps with handrails
- Black plastic liquid tanks eliminate light from reaching the interior contents preventing algae and microbes growth
- 16.5" x 7" brake size, color coded
- Midship turn signals
- 255/70 R22.5 - 16 ply DOT tires and wheels
- Rubber mounted LED lights, DOT approved tape

MAIN BEAM SIZES

Web: 1/4" high grade 100,000 yield steel

Flange: 3/8" x 5" high grade 100,000 yield steel

Cross members: 4" x 3.2# 80,000 yield jr. I-beam on 16" centers

Side rails: 6" x 8.2# structural C channel

Rub rail: 2" x 3/8" flat steel

Beam rating: 50,000 lbs per 10 linear feet

DECKING

Material: 1 1/8" x 7" Apitong flooring

Transition Drop: 19.5" between decks

SPECIFICATIONS

	36' NEW	38' NEW	40' NEW	42'	48'
Width	102"	102"	102"	102"	102"
Liquid Capacity	4,700-6,500 gal.	4,700-6,500 gal.	4,700-6,500 gal.	4,700-6,500 gal.	4,700-6,500 gal.
Axles	Closed Tandem SAF Holland Spring Ride (Optional Air Ride) 2 x 22,500 (ABS on 1 axle)	Closed Tandem SAF Holland Spring Ride (Optional Air Ride) 2 x 22,500 (ABS on 1 axle)	Closed Tandem SAF Holland Spring Ride (Optional Air Ride) 2 x 22,500 (ABS on 1 axle)	Closed Tandem SAF Holland Spring Ride (Optional Air Ride) 2 x 22,500 (ABS on 1 axle)	Triple Axle SAF Holland Air Ride ONLY 3 x 23,000 (ABS on 1 axle)
Deck Length	9'6"	11'6"	13'6"	15'6"	21'
GVWR	63,500 lb.	68,000 lb.	68,000 lb.	68,000 lb.	77,500 lb.

OPTIONS

- Air ride suspension for 36', 38', 40', and 42' trailer
- ABS installed on second axle
- Center Deck tie downs
- 12V power supply - front of work deck or front and rear of work deck
- Storage bins: Steel Expanded Metal or Aluminum Toolbox. Up to 2 on passenger side and 2 on drivers side - any combination
- Aluminum rims, hub piloted (each)
- Custom paint color (red, gray, white, blue)

TANK OPTIONS

- Den Hartog end drain and center sump drain tanks 2350, 2750, 3250 gallons (ladders offered on 3250 gallon tank)
- Enduraplas center sump drain tanks 2800 and 3200 gallons (ladders offered on 3200 gallon tank)

All tanks come standard with sight gauges, 3" drain fittings, and are black in color

DEMCO

Doing Our Best to Provide You the Best

4010 320th Street • Boyden, Iowa 51234

1.800.543.3626

www.demco-products.com