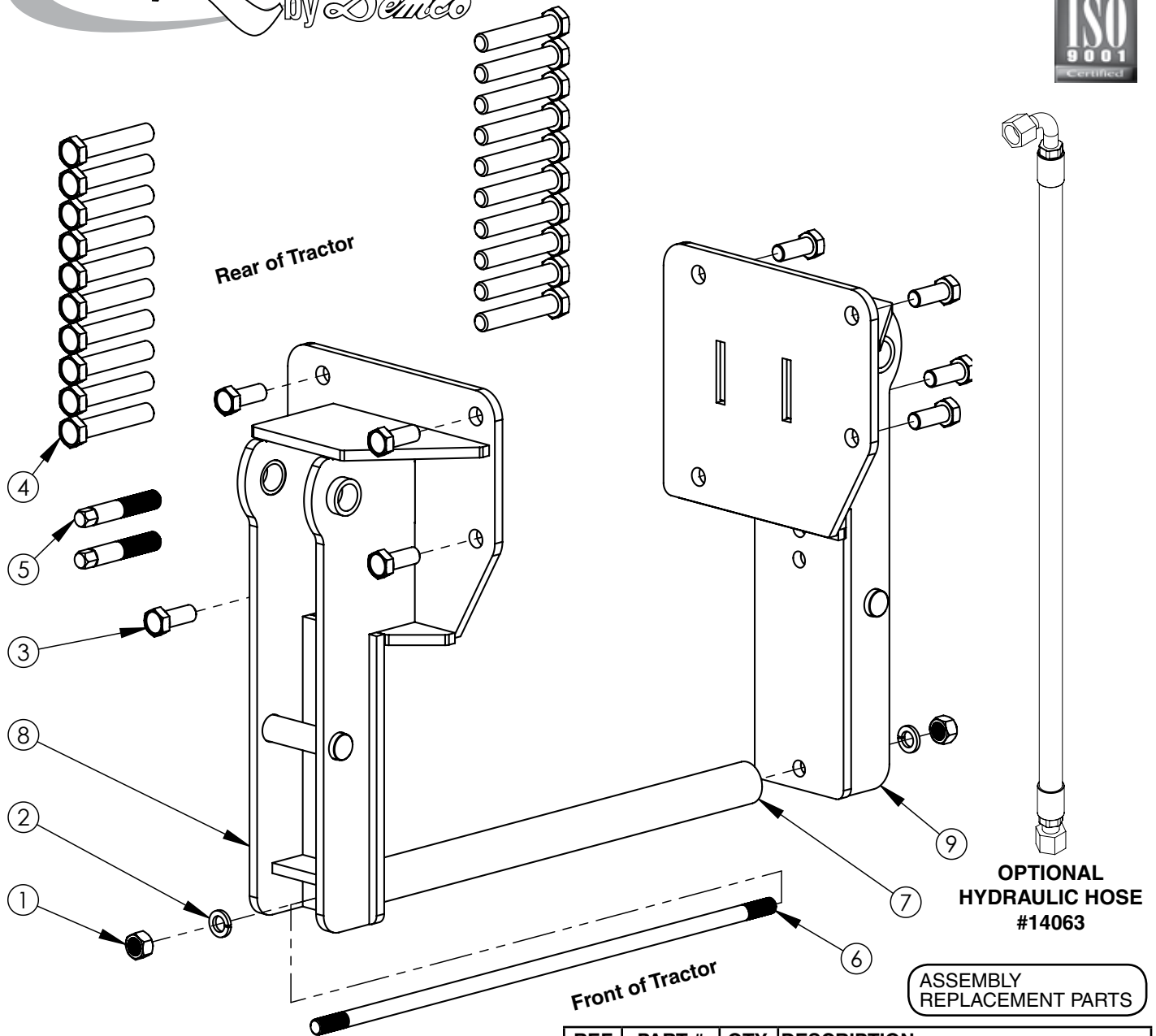




CASE IH
MAGNUM TEIR 4B
250, 280, 310
340, 380



BOLT TORQUE SPECIFICATIONS				
STANDARD BOLTS:			METRIC BOLTS:	
Size	Grade	Torque	Size	Torque
3/4"	5	290 ft/lbs.	20mm	515 ft/lbs.
			22mm	702 ft/lbs.

**READ complete manual CAREFULLY
BEFORE attempting operation.**

REF	PART #	QTY.	DESCRIPTION
1	00253	2	3/4" NC Hex Nut
2	00254	2	3/4" Lockwasher
3	03840	8	Bolt, 20MM-2.50 x 50MM Gr10.9
4	13222	20	Bolt, 22MM-2.50 x 120MM Gr10.9
5	13919-95	2	Starter Stud
6	14061-76	1	Cross Shaft
7	14062-76	1	Underbelly Tube
8	15164-76	1	Right Baseplate Magnum T4B 7/1000
9	15165-76	1	Left Baseplate Magnum T4B 7/1000

Please order replacement parts by **PART NO.** and **DESCRIPTION.**

Baseplate Install Instructions

1. Remove bolts and plastic slide plate **(A)**. Loosen/remove hose keepers if equipped **(B)** or install hose in **Fig 1 & 2**.
2. Install baseplate with hardware on one side. Tighten bolts.
3. Install other baseplate with hardware. Leave bolts loose. Install underbelly tube and cross shaft. Tighten baseplate bolts then install and tighten nuts and washers on cross shaft.
4. Reattach hose keepers **(B)**.





Fig. 1




Fig. 2