

DEMCO

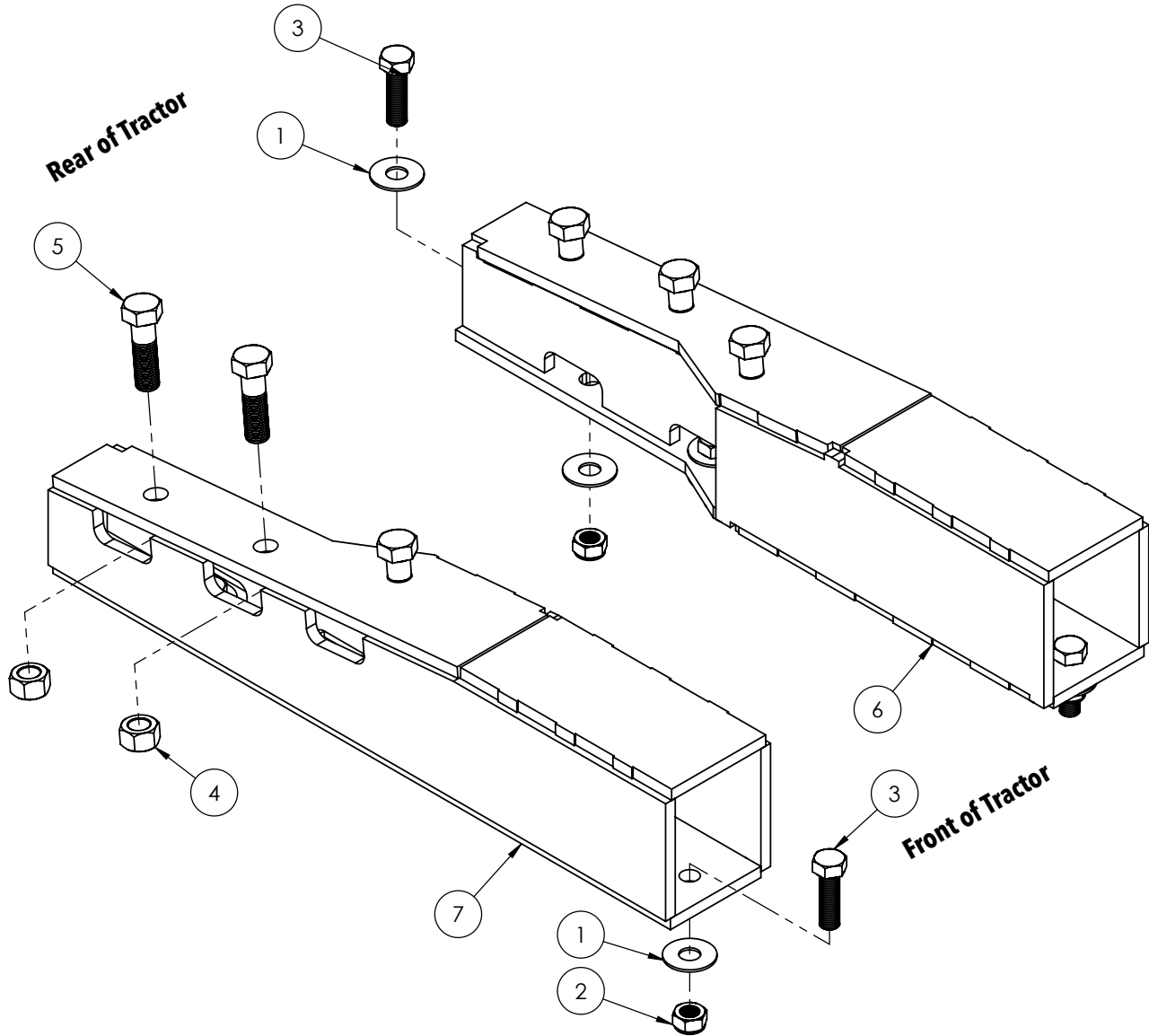
QUICK TACH

CASE IH STEIGER - NARROW FRAME
 WHEELED 350, 370, 400, 420, 450, 470
 ROWTRAC 370, 420, 470, 500
NEW HOLLAND - STANDARD FRAME
 T9.390, T9.450, T9.505, T9.560

AC20099 , Rev 3
10/19

READ complete manual CAREFULLY BEFORE attempting operation.

BOLT TORQUE SPECIFICATIONS		
Size	Grade	Torque
3/4"	5	290 ft/lbs.
7/8"	8	420 ft/lbs.



ITEM	PART #	DESCRIPTION	QTY.
1.	00492	Washer, 3/4"	4
2.	02961	Nut, 3/4" Nylon Insert Lock	4
3.	05047	Bolt, 3/4NC x 2.50 Gr5	8
4.	10678	Nut, 7/8" Nylon Insert Lock	4
5.	13223	Bolt, 7/8NC x 3.00 Gr8	8
6.	14847-76	Left Baseplate f/ New Holland/Case QT600	1
7.	14848-76	Right Baseplate f/ New Holland/Case QT600	1

Please order replacement parts by PART NO. and DESCRIPTION.

DEMCO


4010 320th Street • Boyden, IA 51234
 www.demco-products.com • 800.543.3626

Baseplate Install Instructions

Preparation: Remove any loader/blade brackets from the tractor.




1. Remove step/toolboxes brackets and front weight.



2. Loosen or remove engine shield during installation process.

3. Install Right Baseplate using 7/8" x 3.00" Bolts with 7/8" Nylon Lock Nuts. Tighten to 420 ft-lbs. Repeat for the left side.



4. Reinstall engine shield. Install crosstube hardware and torque to specified values on front cover of instructions.

