



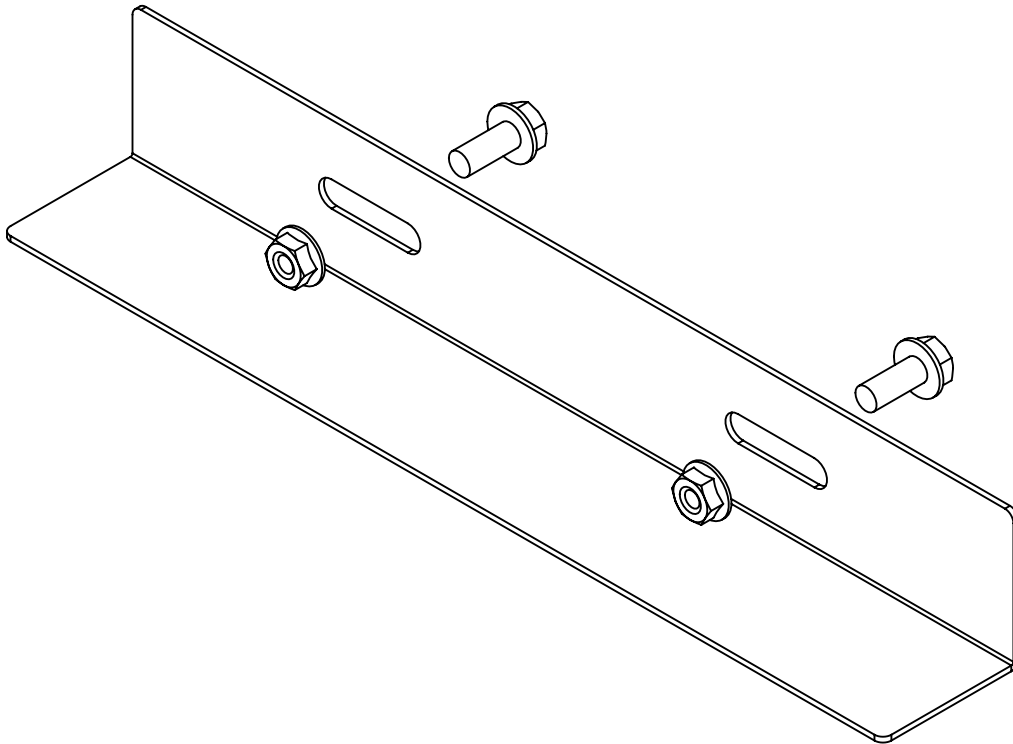
Doing Our Best to Provide You the Best

8E000033, Rev B
12/18/18

COMBINE GRAIN TANK EXTENSION

5E000131 - John Deere S-Series RR Corner Fill Angle Kit

*This product is used with the Demco S-series Bin Extension
with Mounting Kit (9E000032) on the S660 & S670 combines*



ASSEMBLY
OPERATION
REPLACEMENT PARTS

OPERATOR MANUAL

Corner Filler Angle (5E000131) Assembly Instructions

STEP 1:

Locate the right rear corner of your Demco Bin Extension. Identify the gap located under the tank cap in that corner. See figure 2.

STEP 2:

From inside the tank use the filler angle to cover the gap with the non-slotted leg flush with the corner tube of the combine tank. The slotted leg should be pointed to the inside of the tank. Mark the slots from the filler angle onto the tank cap for drilling.

STEP 3:

Remove the tank cap and drill a 3/8" hole in the center of each slot that was marked in step 2.

STEP 4:

After drilling the slots mount tank cap back in its original location **without** the filler angle mounted to it.

STEP 5:

Repeat step 2 without having to mark the slots. Bolt the filler angle to the tank cover using the 5/16" x 3/4" flange bolt and 5/16" flange nut provided. See figure 3.

ITEM	PART #	QTY	DESCRIPTION
1	1AFC08E0000	2	5/16" FLANGE BOLT
2	1AFC37E00L0	2	5/16" X 3/4" FLANGE BOLT
3	R3E000215PO	1	RR CORNER FILL ANGLE
Please order replacement parts by PART NO. and DESCRIPTION			

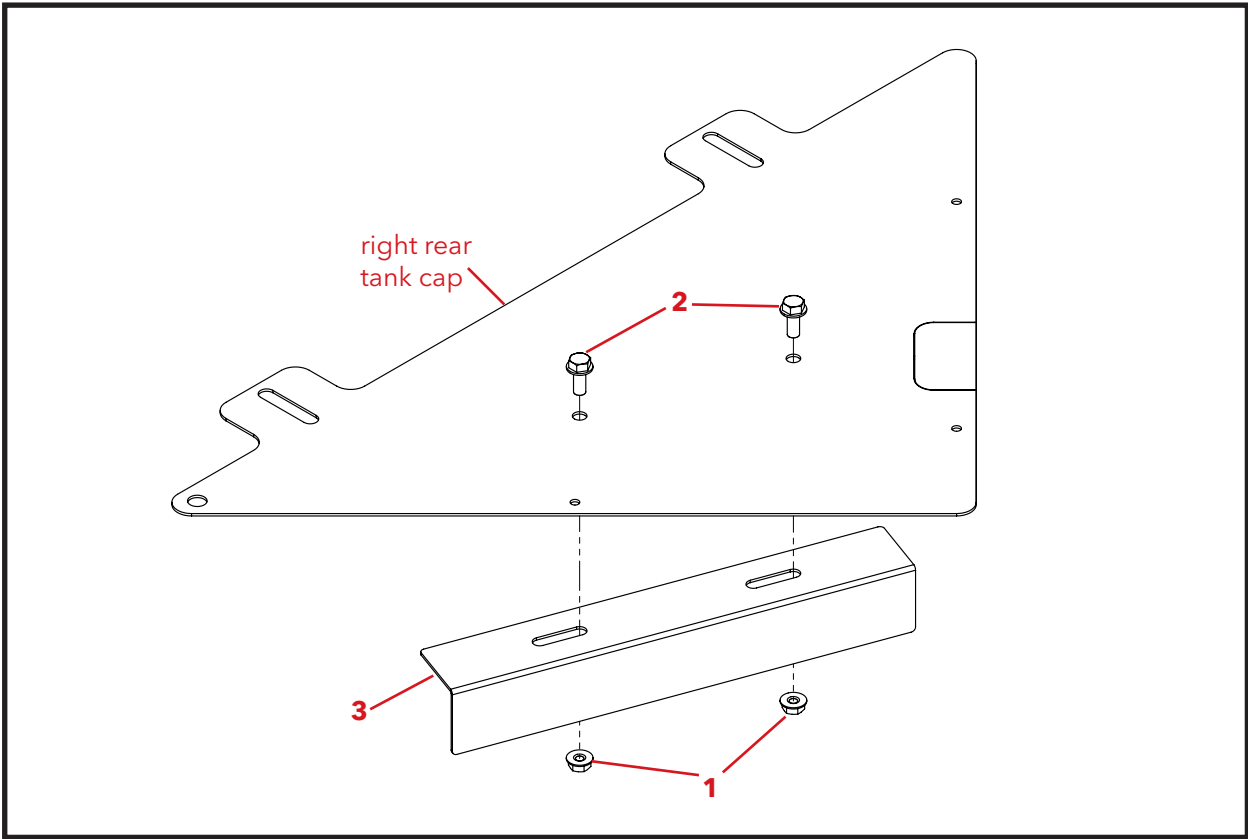


Figure 1




Figure 2

Outside of combine tank




Figure 3

Inside of combine tank



4010 320th St., Boyden, IA. 51234

Phone: (712) 725-2311

Fax: (712) 725-2380

Toll Free: 1-800-54DEMCO (1-800-543-3626)

**Demco warranty policies, operator manuals, and product registration
can be found online:**

www.demco-products.com